

CITY OF CHERRYVILLE

BUDGET

2024-2025



June 11, 2024

I would like to personally thank the Mayor and all Council Members for their input during the budget process. City Staff have worked diligently to help produce what I believe is a well-prepared and thought-out budget for 2024/2025. Finance Director, Dixie Wall has been a tremendous asset in helping develop a budget that will continue to move Cherryville, NC forward.

In the proposed 2024/2025 budget I am not recommending any increases in tax rates, electric rates, or water/sewer rates. The City of Cherryville is currently in a position to keep rates at the current levels and still provide numerous improvements for the Citizens of Cherryville.

I want to highlight several areas this budget does attempt to address. The 2024/2025 budget does not include a tax rate increase and keeps the current rate at .48 cents per \$100.

The Electric Rate is proposed to remain stable at the current rate in the 2024/25 budget. The City of Cherryville is proud to say that we do currently have one, if not the lowest electric rates of any provider in the immediate area. We are currently lower than REA and Duke and are happy to continue to provide a high level of service at the best rate.

The 2024/2025 budget includes a 5% COLA for all Full-Time City Employees. The COLA increase will help Employees with the City of Cherryville continue to come up to market value. Over the past few years, we have looked at Cherryville employees in similar positions at locations similar in size. We were at the bottom in every category and with the salary study and COLA increases we have now started to approach the mid-range of compensation for job classifications.

Health Insurance costs were negotiated from a 16% increase down to a 7% increase. We will also receive a \$21,000 credit on our August bill, which will bring our increase to around 5%. This budget has the cost increase being absorbed without passing any of the additional cost on to employees. The Dental plan was negotiated to have no fee increase this budget year.

This 2024/25 budget addresses our needs at the Police Department in acquiring vehicles through the lease program we have been operating under. We currently have (8) leased vehicles and with the additional Officers we have acquired this budget will increase that number to (10). The Fire Department will also lease (1) truck that will be utilized to pull the air trailer or to travel to and from training. The budget will also address our needs in Public Works, and we are looking to lease (2) trucks for supervisors. We will then move one of the existing trucks in Public Works to the Recreation Department.

As staff has prepared this budget the Water/Sewer fund has been identified as the fund with the most concern. The water/sewer fund has struggled because of maintenance costs in years past. We have analyzed the amount of water that has been sent out verse the amount of water we have billed. The loss has been as high as 30% in years past. In the last several months we have located and repaired numerous water lines and the amounts are getting close to being equal at this point. We feel that this is definitely going to reduce our maintenance cost and as a result the water/sewer fund will be more profitable in the future.

This year there is some paving scheduled to be completed with Powell bill funds. Currently, we will use funds to try and resolve several issues with pipes that have failed. Pink and Sixth Street has a pipe that needs to be lined to protect the integrity of the road. On Hampton Drive we also have a pipe that has failed and will need replacing. These two projects are a priority and then we will start prioritizing our roads to be paved. We also discussed using some of the remaining bond funds we have from the Main Street project to complete some paving projects.

I want to also emphasize the Sewer projects we are looking at completing with grant funds (\$1,650,000) from the NC State Budget. We have received the intent to fund letter from DEQ to help get all pump stations remodeled and complete the other Oxidation Ditch at the waste water plant. This is a tremendous benefit to the City of Cherryville.

In summary, the budget has increased overall. This year's budget will be increasing over the 2023/24 budget of \$16,491,725. The primary reason for the increase is the 5% COLA for Employees to remain competitive, the

additional cost of material to build the electrical infrastructure for Calico Creek, additional Health Insurance premiums, adding one additional position in the Electrical Department and the addition of a Full-time Recreation Director. The total proposed budget for 2024/25 is \$17,850,325.

Brian Dalton, City Manager
City of Cherryville



CITY OF CHERRYVILLE
2024 - 2025

BE IT ORDAINED BY THE CITY COUNCIL OF THE CITY OF CHERRYVILLE that the annual Budget Ordinance be adopted for the fiscal year beginning July 01, 2024 and ending June 30, 2025:

SECTION 1 - GENERAL FUND
REVENUES:

Current Year Ad Valorem Taxes	\$	3,030,000.00
1st Prior Year Taxes	\$	15,000.00
2nd Prior Year Taxes	\$	1,600.00
3rd Prior Year Taxes	\$	1,000.00
All Year Prior Taxes	\$	2,000.00
Vehicle Taxes	\$	226,000.00
Vehicle Tag Fees	\$	47,000.00
Tax Penalties	\$	10,000.00
Rents & Leases	\$	20,000.00
Recovery of Funds	\$	10,000.00
Franchise Tax	\$	380,000.00
Wine & Beer Tax	\$	27,000.00
Powell Bill Allocation	\$	225,000.00
Powell Bill Interest	\$	20,000.00
Sales Tax Distribution	\$	1,100,000.00
ABC Revenues	\$	26,000.00
Interest Earned	\$	100,000.00
Court & Jail Fees	\$	2,000.00
Waste Disposal Fees	\$	105,000.00
Tipping Tax	\$	4,900.00
Landfill Use Fees	\$	600,000.00
Landfill Late Charge	\$	11,000.00



CITY OF CHERRYVILLE
2024 - 2025

Fire Protection Fees	\$	5,800.00
Zoning Fees	\$	20,000.00
Cemetery Sales	\$	90,000.00
Cemetery Interest	\$	1,200.00
Powell Bill Fund Balance	\$	152,350.00
Payment in Lieu of Taxes	\$	70,000.00
Fund Balance Appropriated	\$	904,775.00
TOTAL ESTIMATED GENERAL FUND REVENUES:	\$	7,207,625.00
EXPENDITURES:		
Administration	\$	672,800.00
Economic Development	\$	609,925.00
Police	\$	2,402,650.00
Fire	\$	1,323,400.00
Public Works	\$	151,650.00
Street	\$	483,300.00
Sanitation	\$	742,100.00
Powell Bill	\$	397,350.00
Recreation	\$	343,450.00
Cemetery	\$	81,000.00
TOTAL ESTIMATED GENERAL FUND EXPENDITURES:	\$	7,207,625.00



CITY OF CHERRYVILLE
2024 - 2025

SECTION 2 - ELECTRIC FUND

Extension Fees	\$	16,800.00
Electric Late Charge	\$	75,000.00
Interest Earned	\$	20,000.00
Electric Returned Check Charge	\$	1,900.00
Electric Sales	\$	5,656,500.00
Electric Sales Tax	\$	385,000.00
Electric Security Lights	\$	83,000.00
Non-Payment Fees	\$	35,000.00
Electric Pole Rental	\$	26,800.00
Miscellaneous Revenue	\$	901,800.00
Appropriated Fund Balance	\$	-
TOTAL ESTIMATED ELECTRIC FUND REVENUES:	\$	7,201,800.00
EXPENDITURES:		
Electric Operating	\$	7,201,800.00
TOTAL ESTIMATED ELECTRIC FUND EXPENDITURES:	\$	7,201,800.00



CITY OF CHERRYVILLE
2024 - 2025

SECTION 3 - WATER & SEWER FUND

Interest Earned	\$	40,000.00
Water/Sewer Late Payment	\$	45,000.00
Miscellaneous Revenue	\$	1,000.00
Water/Sewer Returned Check Charge	\$	500.00
Water Sales	\$	1,603,550.00
Sewer User Charges	\$	1,303,550.00
Water & Sewer Disconnect Fees	\$	10,000.00
Water & Sewer Tap Fees	\$	85,000.00
Fund Balance	\$	352,300.00
TOTAL ESTIMATED WATER & SEWER FUND REVENUES:	\$	<u>3,440,900.00</u>
EXPENDITURES:		
Water & Sewer Administrative	\$	1,591,300.00
Water Plant	\$	1,151,700.00
Wastewater Treatment Plant	\$	697,900.00
TOTAL ESTIMATED WATER & SEWER FUND EXPENDITURES	\$	<u>3,440,900.00</u>



**CITY OF CHERRYVILLE
2024 - 2025**

SECTION 6 - AD VALOREM TAXES

An Ad Valorem tax rate of \$0.48 per hundred dollars (\$100) valuation of taxable property, as listed for taxes as of January 01, 2024, is hereby levied and established as the official tax rate for the City of Cherryville for the Fiscal Year 2024 - 2025. The purpose of the Ad Valorem tax levy is to raise sufficient revenue to assist in financing necessary municipal government operations in the City of Cherryville.

Vehicle Tag Fee \$10.00

SECTION 7 - LANDFILL FEES

Effective July, 2024 billing, rates will be the following

Residential \$ 15.00

Commerical/Industrial \$18.00

SECTION 8 - CEMETERY FEES

Effective July, 2024 billing, superseding all existing rates.

All other rates will remain unchanged.

SECTION 9 - ELECTRIC RATES

Effective July, 2042 billing, superseding all previous rate schedules.

Rates will remain unchanged, except for the REPS rider rate, and

the OP-12 and CP-98 that moved to appropriate commercial rate in FY22

with economic rider for 5 years. The rider will be 5% reduction of appropriate commercial rate.



CITY OF CHERRYVILLE
2024 - 2025

SECTION 10 - WATER RATES

Effective July, 2024 billing, rate per 1,000 gallons will be \$6.50*

Residential Facility Charge \$17.00*

Residential Availably Charge \$17.00*

Commerical/Industrial Facility \$21.00*

Facility Charge includes 1,000 gallons of Water

* Outside Customer Rates are double the above

SECTION 11 - SEWER RATES

Effective July, 2024 billing, rate per 1,000 gallons will be \$6.50*

Residential Facility Charge \$17.00*

Residential Availably Charge \$17.00*

Commerical/Industrial Facility \$21.00*

Facility Charge includes 1,000 gallons of Sewer

Flat Rate Charge \$36.50

* Outside Customer Rates are double the above

SECTION 12 - DOCUMENTATION

Copies of this Ordinance will be kept on file at City Hall and shall be furnished to the City Clerk and Finance Officer to provide direction in the collection of revenues and disbursement of city funds.

SECTION 13 - SPECIAL AUTHORIZATION BUDGET OFFICER

- A. The City Manager shall serve as the Budget Officer.
- B. The Budget Officer shall be authorized to reallocate departmental appropriations among the various expenditures within each department.
- C. The Budget Officer is authorized to effect interdepartmental transfers.



**CITY OF CHERRYVILLE
2024 - 2025**

SECTION 14 - RESTRICTIONS

- A.** Interfund transfers of monies shall be accomplished only by authorization from the City Council.
- B.** The utilization of any contingency appropriation, in any amount, shall be accomplished only by authorization from the City Council. Approval of a contingency appropriation shall be deemed a budget amendment which transfers funds from the contingency appropriation to the appropriate object of expenditure.

SECTION 15 - BUDGET AMENDMENTS

The North Carolina Local Government Budget and Fiscal Control Act allows the City Council to amend the budget ordinance any time during the fiscal year, so long as it complies with the North Carolina General Statutes. The Council must approve all budget amendments except where the Budget Officer is authorized to make limited transfers. Please review Sections 11 and 12 which outline special authorizations and restrictions related to budget amendments.

ADOPTED THIS 10th DAY OF JUNE, 2024.

CITY CLERK

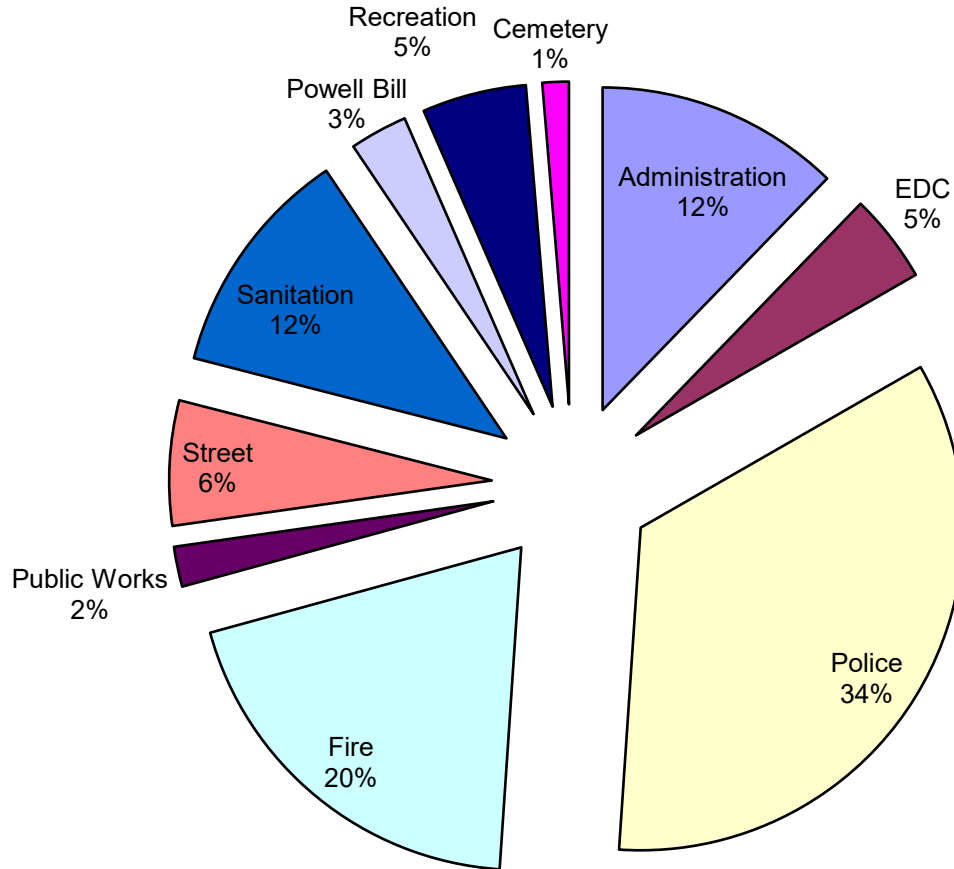
MAYOR



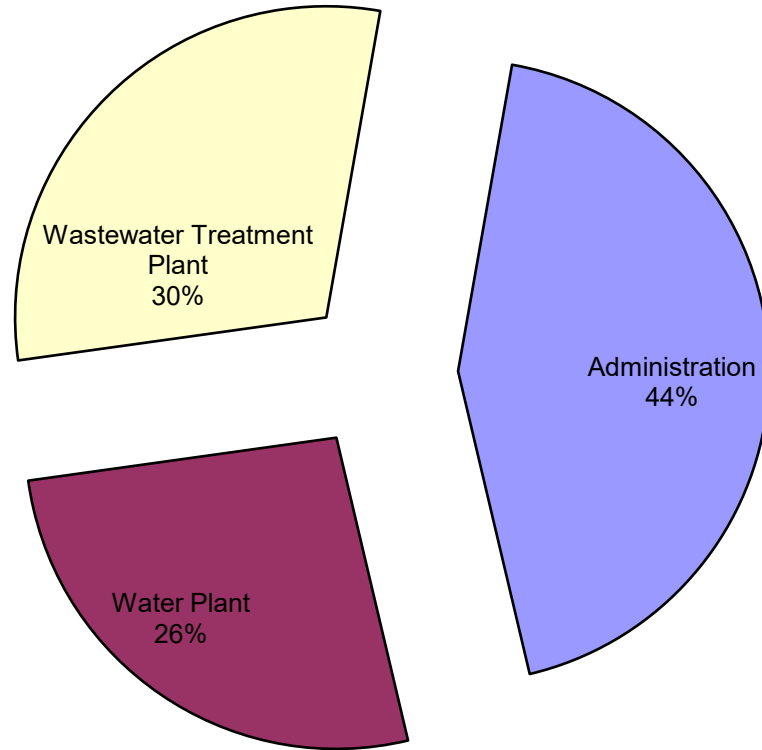
**CITY OF CHERRYVILLE
EXPENDITURES - RECAP - ALL FUNDS**

FUND	DEPARTMENT	2022-2023 Actual	2023-2024 Budget	2024-2025 Requested	2024-2025 Proposed	2024-2025 Final
General	Administration	\$636,511.98	\$710,950.00	\$668,500.00	\$672,800.00	\$672,800.00
	EDC	\$231,491.96	\$686,055.00	\$690,895.00	\$609,925.00	\$609,925.00
	Police	\$1,784,449.64	\$2,179,150.00	\$2,453,950.00	\$2,402,650.00	\$2,402,650.00
	Fire	\$1,021,576.66	\$1,285,200.00	\$1,289,000.00	\$1,323,400.00	\$1,323,400.00
	Public Works	\$104,266.85	\$133,475.00	\$130,000.00	\$151,650.00	\$151,650.00
	Street	\$324,832.29	\$410,620.00	\$405,100.00	\$483,300.00	\$483,300.00
	Sanitation	\$600,850.25	\$692,100.00	\$719,600.00	\$742,100.00	\$742,100.00
	Powell Bill	\$150,129.20	\$348,200.00	\$398,150.00	\$397,350.00	\$397,350.00
	Recreation	\$271,094.74	\$267,200.00	\$336,650.00	\$343,450.00	\$343,450.00
	Cemetery	\$68,642.63	\$88,575.00	\$88,575.00	\$81,000.00	\$81,000.00
	General Fund Total	\$5,193,846.19	\$6,801,525.00	\$7,180,420.00	\$7,207,625.00	\$7,207,625.00
Electric		\$5,825,754.80	\$6,217,800.00	\$6,722,500.00	\$7,119,600.00	\$7,201,800.00
Water/Sewer	Administration	\$1,525,819.85	\$1,507,350.00	\$1,519,600.00	\$1,584,200.00	\$1,591,300.00
	Water Plant	\$928,771.82	\$1,126,800.00	\$1,124,300.00	\$1,151,700.00	\$1,151,700.00
	Wastewater Treatment Plant	\$1,051,185.46	\$838,250.00	\$1,073,250.00	\$697,900.00	\$697,900.00
		Water/Sewer Fund Total	\$3,505,777.13	\$3,472,400.00	\$3,717,150.00	\$3,433,800.00
	TOTAL ALL FUNDS	\$14,525,378.12	\$16,491,725.00	\$17,620,070.00	\$17,761,025.00	\$17,850,325.00

City of Cherryville General Fund by Department



City of Cherryville Water & Sewer Fund by Department





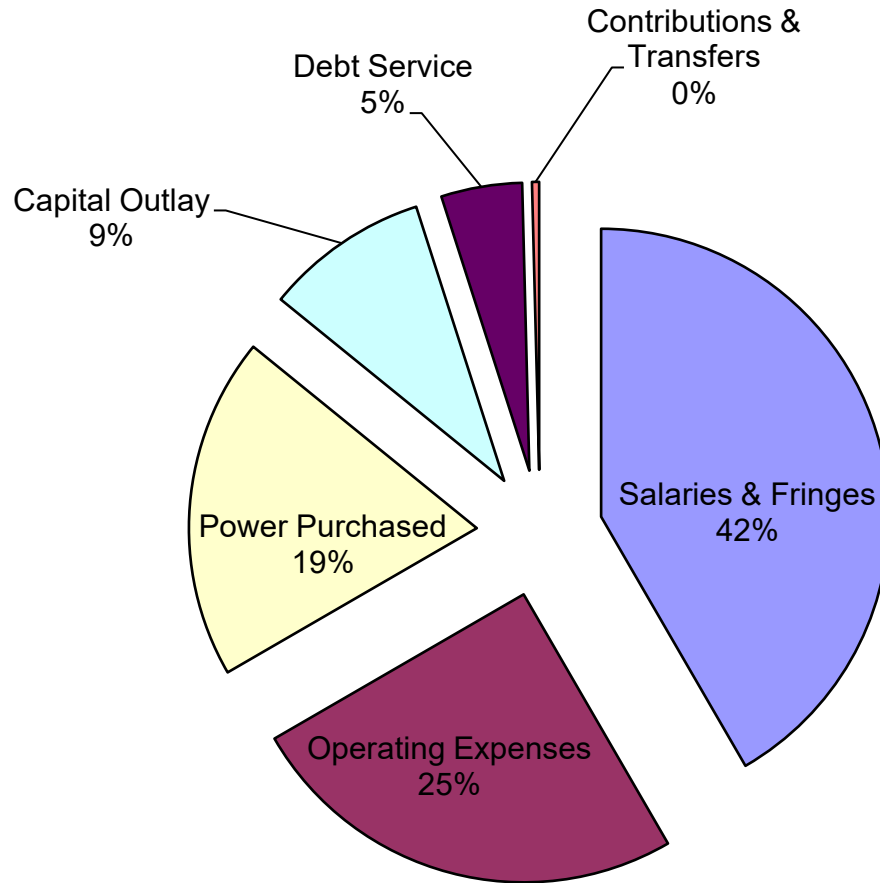
**CITY OF CHERRYVILLE
EXPENDITURES BY OBJECT**

ALL FUNDS

2024-2025

	2022-2023 Actual	2023-2024 Budget	Estimate Entire Year	2024-2025 Proposed	2024-2025 Final
Salaries & Fringes	5,721,192	6,809,300	6,915,343	7,307,550	7,396,850
Operating Expenses	3,598,598	4,100,050	4,486,501	4,388,450	4,379,450
Power Purchased	3,472,561	3,600,000	3,500,000	3,370,000	3,370,000
Capital Outlay	1,096,308	873,000	1,023,225	1,614,800	1,623,800
Debt Service	458,490	802,600	802,600	797,800	797,800
Cherryville MS Program	0	181,775	181,775	157,425	157,425
Grants	178,228	55,000	1,611,614	55,000	55,000
Contributions & Transfers	0	70,000	320,800	70,000	70,000
GRAND TOTAL	14,525,378	16,491,725	18,841,858	17,761,025	17,850,325

City of Cherryville Expenditures by Object - All Funds Recap



**CITY OF CHERRYVILLE
ANNUAL BUDGET REVENUE ESTIMATE**



**2024-2025
GENERAL FUND**

Code Number	Account	2022-2023 Actual	2023-2024 Budget	Actual Year to Date	Estimate Entire Year	2024-2025 Proposed	2024-2025 Final
10.3100.1100	Current Year Taxes	2,199,324	2,705,000	3,007,855	3,010,000	3,030,000	3,030,000
10.3100.1101	1st Prior Year	15,951	15,000	16,468	17,000	15,000	15,000
10.3100.1102	2nd Prior Year	2,042	1,600	2,600	2,600	1,600	1,600
10.3100.1103	3rd Prior Year	1,250	1,200	90	100	1,000	1,000
10.3100.1104	All Prior Years	5,392	2,100	2,102	2,200	2,000	2,000
10.3100.1105	Vehicle Taxes	285,924	216,000	191,897	226,000	226,000	226,000
10.3100.1106	Prior Yr Vehicle Taxes	0	0	0	0	0	0
10.3100.1109	Gross Receipt Taxes	0	0	0	0	0	0
10.3100.1800	Tax Penalties & Interest	14,947	5,000	5,767	5,800	10,000	10,000
10.3200.1120	Vehicle Tag Fees	47,786	47,000	22,270	47,000	47,000	47,000
10.3200.3110	Franchise Tax	391,059	370,000	268,881	382,700	380,000	380,000
10.3200.3115	Wine & Beer Tax	27,983	25,000	0	27,000	27,000	27,000
10.3200.3130	ABC Revenues	46,000	26,000	18,000	26,000	26,000	26,000
10.3230.3120	NC Hold Harmless	1,170,778	1,000,000	719,318	1,100,000	1,100,000	1,100,000
10.3230.3125	Gaston County Hold Harmless	0	0	0	0	0	0
10.3412.2620	General Grants	3,463	0	445,000	140,328	0	0
10.3412.3100	Interest Earned	174,696	70,000	139,415	200,000	100,000	100,000
10.3412.3350	General Donations	124,300	0	1,026,920	1,026,920	0	0
10.3412.8200	Sale of Surplus Property	19,191	0	60,280	27,160	0	0

**CITY OF CHERRYVILLE
ANNUAL BUDGET REVENUE ESTIMATE**



**2024-2025
GENERAL FUND**

Code Number	Account	2022-2023 Actual	2023-2024 Budget	Actual Year to Date	Estimate Entire Year	2024-2025 Proposed	2024-2025 Final
10.3412.8500	Insurance Reimbursement	2,905	0	2,545	34,700	0	0
10.3412.8600	Rents & Leases	17,630	20,000	14,340	17,000	20,000	20,000
10.3412.8900	Miscellaneous Revenue	109,365	0	12,315	7,200	0	0
10.3412.8901	Recovery of Funds	13,500	12,000	10,029	12,000	10,000	10,000
10.3412.9650	Transfer From Utilities	77,066	0	0	0	0	0
10.3412.9650	Transfer (Payment In Lieu Tax)	0	70,000	0	0	70,000	70,000
10.3412.9900	Fund Balance - Appro	0	1,032,725	0	0	904,775	904,775
10.3431.2620	Police Grants	74,507	0	59,932	59,932	0	0
10.3431.3350	Police Donations	6,253	0	0	0	0	0
10.3431.4510	Court & Jail Fees	882	2,000	2,147	2,147	2,000	2,000
10.3434.4100	Fire Donations	0	0	0	0	0	0
10.3434.4100	Fire Protection Charges	5,835	5,800	3,930	5,820	5,800	5,800
10.3451.3100	Powell Bill Interest	15,796	12,000	15,247	22,000	20,000	20,000
10.3451.3320	Powell Bill Allocation	203,775	205,000	225,683	225,683	225,000	225,000
10.3451.9900	Fund Balance - Appro	0	131,200	0	0	152,350	152,350
10.3471.3310	Tipping Tax	4,803	4,700	3,747	4,900	4,900	4,900
10.3471.4100	Landfill Use Fees	547,412	600,000	402,523	603,000	600,000	600,000
10.3471.4105	Garbage Late Charge	10,661	11,000	7,780	11,700	11,000	11,000

**CITY OF CHERRYVILLE
ANNUAL BUDGET REVENUE ESTIMATE**



**2024-2025
GENERAL FUND**

Code Number	Account	2022-2023 Actual	2023-2024 Budget	Actual Year to Date	Estimate Entire Year	2024-2025 Proposed	2024-2025 Final
10.3471.4110	Garbage Bad Debt	(2,453)	0	(2,885)	(3,000)	0	0
10.3472.4100	Waste Disposal Fee	102,608	105,000	69,288	104,000	105,000	105,000
10.3472.4110	Yard Waste Disposal Bad Debt	(374)	0	(401)	(400)	0	0
10.3474.3100	Cemertery Interest	1,200	1,200	1,176	1,700	1,200	1,200
10.3474.4100	Cemetery Sales	100,120	90,000	63,715	90,100	90,000	90,000
10.3491.4500	Zoning Fees	15,225	15,000	12,385	20,000	20,000	20,000
10.3493.2620	Cherryville Main Street Grants	6,910	0	0	0	0	0
10.3493.3350	Cherryville Main Street Donations	0	0	1,350	1,350	0	0
TOTALS		\$ 5,843,712	\$ 6,801,525	\$ 6,831,710	\$ 7,460,640	\$ 7,207,625	\$ 7,207,625

CITY OF CHERRYVILLE
ANNUAL BUDGET EXPENDITURES ESTIMATE



2024-2025

GENERAL FUND

Administration

Code Number	Account	2022-2023 Actual	2023-2024 Budget	Actual Year to Date	Estimate Entire Year	2024-2025 Requested	2024-2025 Proposed	2024-2025 Final
10.4120.0010	Mayor/Council & Legal Council	55,881	56,000	42,915	56,000	47,000	47,000	47,000
10.4120.0020	Salaries	121,472	129,000	60,115	82,000	70,000	75,000	75,000
10.4120.0200	Part - Time	0	0	17,132	26,000	20,000	27,000	27,000
10.4120.0700	Certifications	0	0	0	0	0	5,000	5,000
10.4120.0800	Longevity	1,040	4,350	1,102	1,200	4,800	5,000	5,000
10.4120.0900	FICA Tax	12,167	18,500	8,748	13,000	11,000	12,000	12,000
10.4120.1000	LGERS Retirement	13,149	16,800	7,952	11,000	10,000	11,000	11,000
10.4120.1010	401 (k) Contribution	6,456	8,900	3,824	4,900	4,500	5,000	5,000
10.4120.1100	Medical Insurance	128,593	140,000	94,119	138,000	162,000	162,000	162,000
10.4120.1110	Dental Insurance	2,208	2,400	1,276	2,000	1,700	1,700	1,700
10.4120.1300	State Employment Tax	88	1,900	797	1,400	1,400	1,500	1,500
10.4120.1800	Legal Fees	0	0	0	0	0	0	0
10.4210.1810	Audit Fees	19,453	20,000	18,631	20,200	20,000	20,200	20,200
10.4120.1820	Professional Services	3,712	5,000	66,533	16,500	5,000	5,000	5,000
10.4120.2100	Uniforms	368	500	0	0	500	500	500
10.4120.2500	Fuel & Motor Oil	58	200	76	200	200	200	200
10.4120.2610	Dept. Supplies	1,755	7,000	4,381	7,000	7,000	7,000	7,000
10.4120.2620	Postage	527	1,000	1,034	1,200	1,000	1,000	1,000

CITY OF CHERRYVILLE
ANNUAL BUDGET EXPENDITURES ESTIMATE



2024-2025
GENERAL FUND

Administration

Code Number	Account	2022-2023 Actual	2023-2024 Budget	Actual Year to Date	Estimate Entire Year	2024-2025 Requested	2024-2025 Proposed	2024-2025 Final
10.4120.2900	Service Charge	2,475	2,500	1,798	2,800	2,500	2,800	2,800
10.4120.2910	Over/Short	22,699	0	(1,169)	0	0	0	0
10.4120.3100	Travel & Training	3,887	10,000	980	2,000	10,000	10,000	10,000
10.4120.3200	Telephone	16,212	13,500	14,371	14,300	13,500	15,000	15,000
10.4120.3300	Utilities	30,294	30,000	22,087	29,000	30,000	30,000	30,000
10.4120.3310	Heating Fuel	2,575	2,700	1,972	2,700	2,700	2,700	2,700
10.4120.3500	Maintenance Bldg & Grounds	11,879	20,000	2,883	6,000	20,000	5,000	5,000
10.4120.3520	Equipment Maintenance & Repair	440	2,000	0	0	2,000	0	0
10.4120.3530	Auto Maintenance & Repair	10	200	295	300	200	200	200
10.4120.3700	Advertising	4,893	3,000	2,668	5,000	3,000	5,000	5,000
10.4120.3720	Public Relations	3,024	7,000	3,070	3,000	7,000	3,000	3,000
10.4120.4400	Contract Services	64,821	65,000	41,448	36,000	65,000	65,000	65,000
10.4120.4500	Insurance	93,523	100,000	105,262	105,000	110,000	110,000	110,000
10.4120.4710	Dues & Subscriptions	12,852	16,500	14,071	13,000	16,500	13,000	13,000
10.4120.5800	Capital Outlay - Improvements	0	0	32,725	32,725	0	0	0
10.4120.6300	Election Expense	0	7,000	6,157	6,200	0	0	0
10.4120.6800	Minimum Housing	0	20,000	0	0	20,000	25,000	25,000
10.4120.6900	Adminstration Grants	0	0	29,506	140,000	0	0	0

**CITY OF CHERRYVILLE
ANNUAL BUDGET EXPENDITURES ESTIMATE**



**2024-2025
GENERAL FUND**

Administration

Code Number	Account	2022-2023 Actual	2023-2024 Budget	Actual Year to Date	Estimate Entire Year	2024-2025 Requested	2024-2025 Proposed	2024-2025 Final
10.4120.6930	Donations	0	0	16,500	16,500	0	0	0
10.4120.7400	Capital Outlay - Equipment	0	0	0	0	0	0	0
TOTALS		\$ 636,512	\$ 710,950	\$ 623,259	\$ 795,125	\$ 668,500	\$ 672,800	\$ 672,800

Annual Budget Request -Position Request

2024-2025

GENERAL FUND

Administration

Code Number	Position	Name	% of Salary
10.4120.0100	Mayor	HL Beam III	100%
	Mayor Pro Tem	Jill Parker Puett	100%
	Council Member	Janice Hovis	100%
	Council Member	Gary Freeman	100%
	Council Member	Jon Abernethy	100%
	Legal Council	Yaney Taylor	100%
10.4120.0020	City Manager	Brian Dalton	20%
	City Clerk	Paige Green	20%
	Finance Director	Dixie Wall	20%
	Account Payable Clerk	Lisa Millwood	33%
10.4120.0200	Planning and Zoning Director	Richard Elam	100%
Totals			

**CITY OF CHERRYVILLE
EXPENDITURES BY OBJECT**



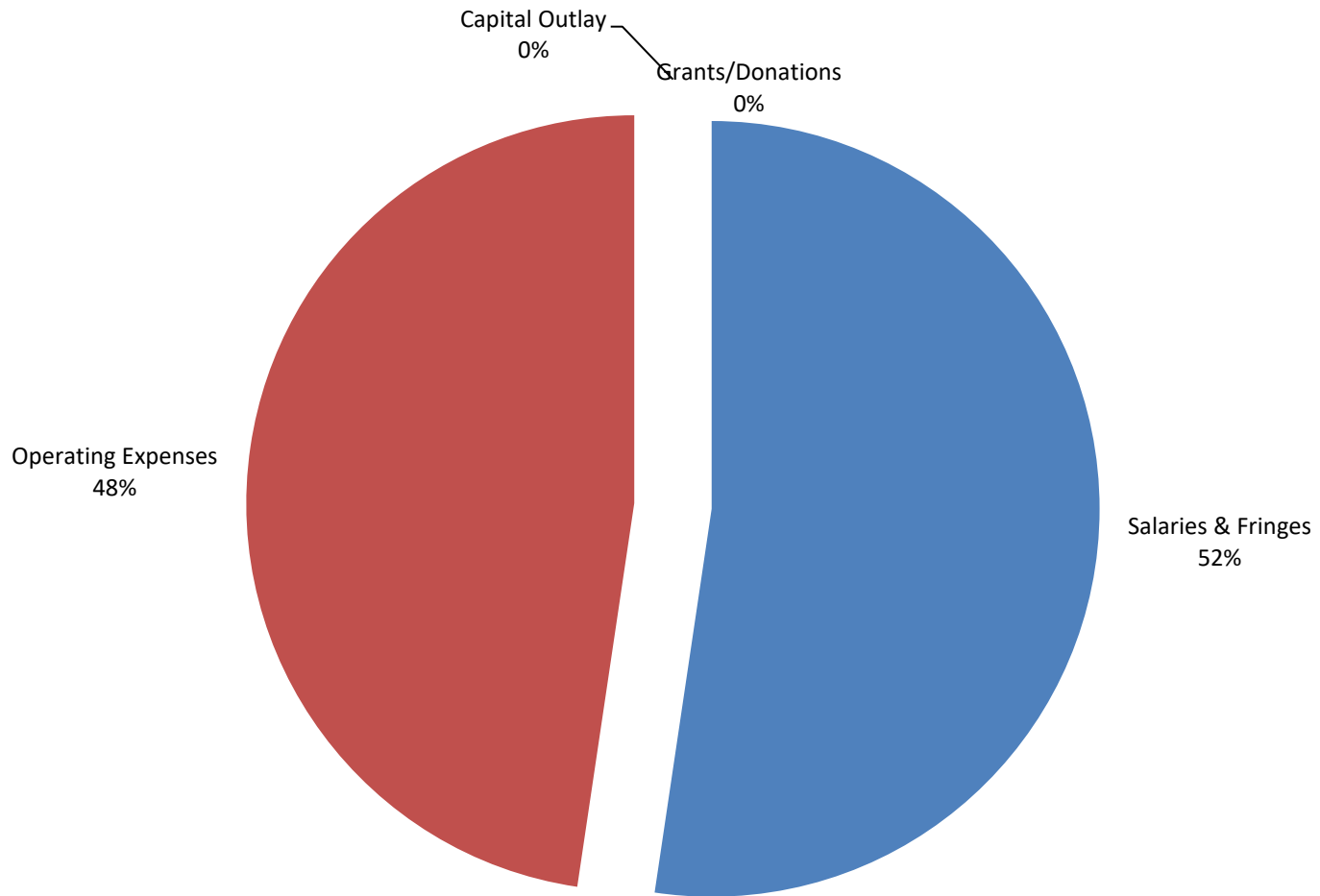
2024-2025

GENERAL FUND

Administration

	2022-2023 Actual	2023-2024 Budget	Estimate Entire Year	2024-2025 Proposed	2024-2025 Final
Salaries & Fringes	341,055	377,850	335,500	352,200	352,200
Operating Expenses	295,457	333,100	270,400	320,600	320,600
Capital Outlay	0	0	32,725	0	0
Grants/Donations	0	0	156,500	0	0
Totals	636,512	710,950	795,125	672,800	672,800

City of Cherryville Expenditure by Object-Administration



**CITY OF CHERRYVILLE
ANNUAL BUDGET EXPENDITURES ESTIMATE**



2024-2025

GENERAL FUND

Economic Development

Code Number	Account	2022-2023 Actual	2023-2024 Budget	Actual Year to Date	Estimate Entire Year	2024-2025 Requested	2024-2025 Proposed	2024-2025 Final
10.4920.0020	Salaries	132,343	145,000	76,413	109,000	148,000	114,000	114,000
10.4920.0200	Part-Time	13,780	16,380	9,210	13,380	15,600	17,000	17,000
10.4920.0200	Certifications	0	0	0	0	0	5,000	5,000
10.4920.0800	Longevity	550	750	550	550	1,000	500	500
10.4920.0900	FICA Tax	12,083	12,300	6,386	10,000	13,000	10,000	10,000
10.4920.1000	LGERS Retirement	18,126	19,000	9,943	15,000	21,000	16,000	16,000
10.4920.1010	401 (k) Contribution	7,439	7,200	3,839	5,500	7,500	5,700	5,700
10.4920.1100	Medical Insurance	34,236	34,500	16,868	24,000	39,000	27,000	27,000
10.4920.1110	Dental Insurance	1,371	1,500	653	1,000	1,400	1,000	1,000
10.4920.1300	State Employment Tax	88	1,500	432	1,000	1,500	1,200	1,200
10.4920.2100	Uniforms	1,065	1,000	0	0	0	0	0
10.4920.2500	Fuel & Motor Oil	539	1,000	0	0	0	0	0
10.4920.2610	Dept. Supplies	1,352	2,400	400	400	2,400	2,400	2,400
10.4920.3100	Travel & Training	0	1,000	0	1,000	0	0	0
10.4920.3200	Telephone	469	600	360	480	600	500	500
10.4920.3300	Utilities	1,997	3,200	1,496	1,700	3,200	2,000	2,000
10.4920.3500	Maintence Bldg & Grounds	0	0	0	0	0	0	0

**CITY OF CHERRYVILLE
ANNUAL BUDGET EXPENDITURES ESTIMATE**



**2024-2025
GENERAL FUND**

Economic Development

Code Number	Account	2022-2023 Actual	2023-2024 Budget	Actual Year to Date	Estimate Entire Year	2024-2025 Requested	2024-2025 Proposed	2024-2025 Final
10.4920.3520	Equipment Maint	80	0	0	0	0	0	0
10.4920.3720	Public Relations	0	500	0	0	0	0	0
10.4920.4400	Contract Services	5,929	5,500	7,976	7,200	6,000	6,000	6,000
10.4920.4710	Dues	48	150	0	0	0	0	0
10.4920.5900	Cherryville Main St Program	0	181,775	84,417	181,775	179,895	157,425	157,425
10.4920.6900	Grants	0	0	0	0	0	0	0
10.4920.6930	Donations	0	0	0	0	0	0	0
10.4920.7100	Debt Service Payments	0	250,800	209,550	250,800	250,800	244,200	244,200
	TOTALS	\$ 231,492	\$ 686,055	\$ 428,491	\$ 622,785	\$ 690,895	\$ 609,925	\$ 609,925

Annual Budget Request - Position Request

2024-2025

GENERAL FUND

Economic Development

Code Number	Position	Name	% of Salary
10.4920.0020	EDC Director/Downtown Director Program Coordinatiior Downtown/Street Assistant (Moved to Street)	David Day Mary Beth Tackett	100% 100%
10.4120.0200	Marketing Coordinator (Part-time)	Steve Panton	100%
Totals			

2024-2025

GENERAL FUND

Economic Development

Code Number	Item	Remarks	2024-2025 Requested	2024-2025 Proposed	2024-2025 Final
10.4930.5900	Cherryville Main Street Program	See Attached in the Cherryville Main Street Tab	179,895	157,425	157,425
10.4930.7100	Debt Service Payments	Transfer to Debt Service for payment on Downtown Bonds	244,200	244,200	244,200
Totals			424,095	401,625	401,625

**CITY OF CHERRYVILLE
EXPENDITURES BY OBJECT**



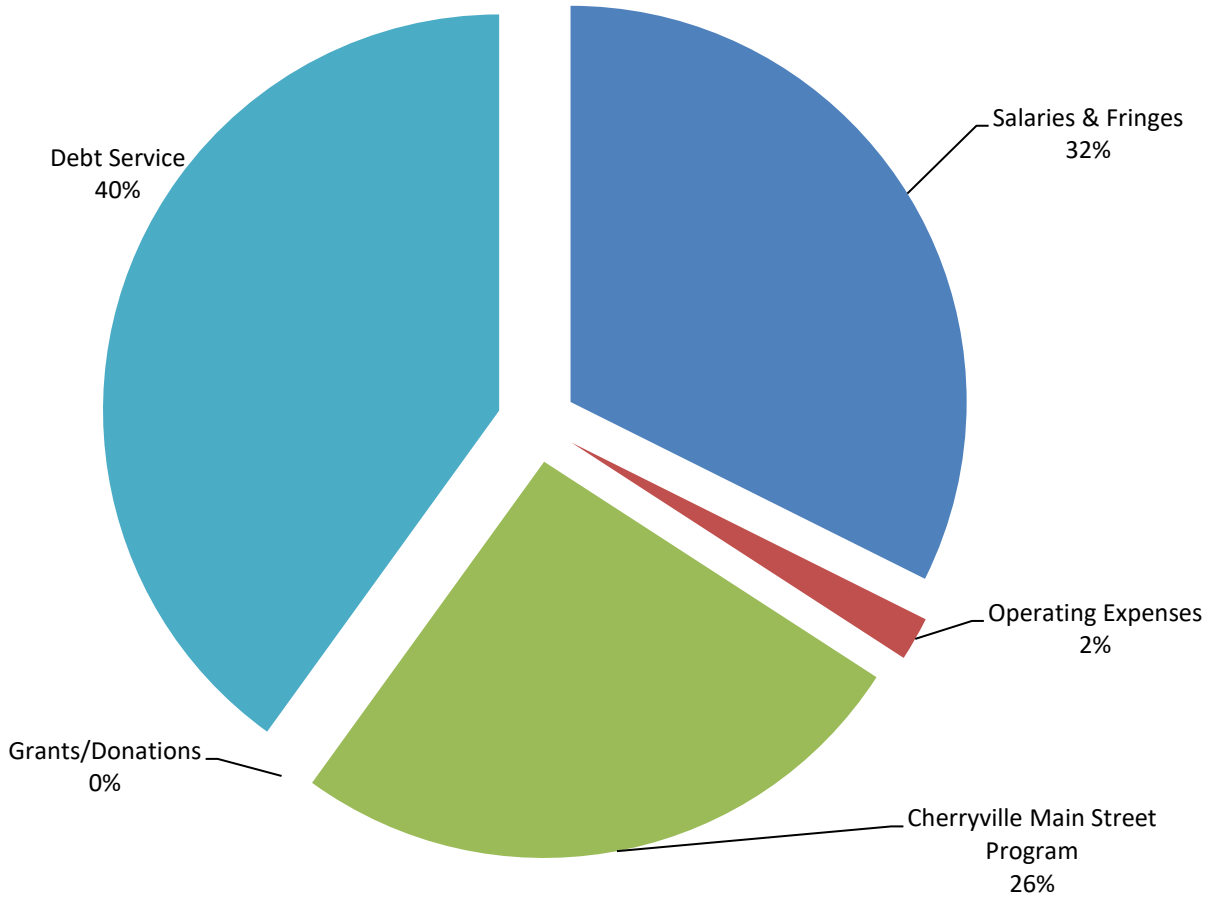
2024-2025

GENERAL FUND

Economic Development

	2022-2023 Actual	2023-2024 Budget	Estimate Entire Year	2024-2025 Proposed	2024-2025 Final
Salaries & Fringes	220,014	238,130	179,430	197,400	197,400
Operating Expenses	11,478	15,350	10,780	10,900	10,900
Cherryville Main Street Program	0	181,775	181,775	157,425	157,425
Grants/Donations	0	0	0	0	0
Debt Service	0	250,800	250,800	244,200	244,200
Totals	231,492	686,055	622,785	609,925	609,925

City of Cherryville Expenditures by Object - Economic Development



CITY OF CHERRYVILLE
ANNUAL BUDGET EXPENDITURES ESTIMATE



2024-2025

GENERAL FUND

Police Department

Code Number	Account	2022-2023 Actual	2023-2024 Budget	Actual Year to Date	Estimate Entire Year	2024-2025 Requested	2024-2025 Proposed	2024-2025 Final
10.4310.0020	Salaries	889,645	1,113,000	776,474	1,120,000	1,117,000	1,177,000	1,177,000
10.4310.0030	Holiday Pay	16,984	44,000	20,288	25,000	45,000	47,000	47,000
10.4310.0040	Shift Premium	0	0	0	0	0	19,500	19,500
10.4310.0100	Overtime	55,821	56,200	43,578	63,000	60,000	60,000	60,000
10.4310.0200	Part-Time	2,994	9,000	2,255	5,000	10,000	40,000	40,000
10.4310.0500	Separation Allowance	0	0	0	0	0	20,000	20,000
10.4310.0700	Certifications	0	0	0	0	0	5,000	5,000
10.4310.0800	Longevity	15,634	16,000	15,734	16,000	10,500	11,000	11,000
10.4310.0900	FICA Tax	70,653	94,000	63,970	94,000	97,000	103,000	103,000
10.4310.1000	LGERS Retirement	125,265	169,000	118,480	172,000	182,700	193,000	193,000
10.4310.1010	401 (k) Contribution	47,982	61,000	42,108	61,000	62,000	66,000	66,000
10.4310.1100	Medical Insurance	203,164	288,000	156,684	225,000	273,000	273,000	273,000
10.4310.1110	Dental Insurance	8,094	14,000	6,193	10,000	11,000	11,000	11,000
10.4310.1300	State Employment Tax	406	12,200	3,989	6,200	13,000	13,000	13,000
10.4310.1800	Legal Fees	0	0	0	0	0	0	0
10.4310.1820	Professional Services	0	0	0	0	0	0	0
10.4310.2100	Uniforms	8,377	12,500	9,722	10,000	12,500	12,500	12,500

CITY OF CHERRYVILLE
ANNUAL BUDGET EXPENDITURES ESTIMATE



2024-2025
GENERAL FUND

Police Department

Code Number	Account	2022-2023 Actual	2023-2024 Budget	Actual Year to Date	Estimate Entire Year	2024-2025 Requested	2024-2025 Proposed	2024-2025 Final
10.4310.2500	Fuel & Motor Oil	42,315	35,000	31,109	50,000	35,000	35,000	35,000
10.4310.2510	Automotive Supplies	2,459	2,500	1,970	3,200	47,750	5,000	5,000
10.4310.2610	Dept. Supplies	2,756	3,000	3,044	5,200	4,000	4,000	4,000
10.4310.2920	Crime Prevention Supplies	509	1,000	150	1,000	1,000	1,000	1,000
10.4310.3100	Travel & Training	1,641	4,000	1,898	3,000	4,000	4,000	4,000
10.4310.3200	Telephone	23,455	23,200	24,303	27,000	23,200	27,000	27,000
10.4310.3300	Utilities	13,955	16,200	10,202	13,000	16,200	16,200	16,200
10.4310.3500	Maintenance Bldg & Grounds	2,726	9,000	15,423	22,000	29,400	10,000	10,000
10.4310.3520	Equipment Maintenance & R	700	3,000	2,539	3,000	3,000	3,000	3,000
10.4310.3530	Auto Maintenance & Repair	13,151	14,000	10,824	15,800	14,000	14,000	14,000
10.4310.3540	Calbration of Equipment	572	2,000	712	1,000	2,000	2,000	2,000
10.4310.3900	Special Fund	8,000	10,000	2,500	10,000	10,000	10,000	10,000
10.4310.3910	Special Supplies	275	2,000	708	2,000	2,000	2,000	2,000
10.4310.4300	Equipment Rental	58,675	62,000	61,370	58,000	62,300	62,300	62,300
10.4310.4400	Contract Services	40,635	47,000	27,838	32,000	47,000	32,000	32,000
10.4310.4500	Insurance	0	0	0	0	0	0	0
10.4310.4710	Dues & Subscriptions	75	850	135	850	850	850	850

**CITY OF CHERRYVILLE
ANNUAL BUDGET EXPENDITURES ESTIMATE**



2024-2025

GENERAL FUND

Police Department

Code Number	Account	2022-2023 Actual	2023-2024 Budget	Actual Year to Date	Estimate Entire Year	2024-2025 Requested	2024-2025 Proposed	2024-2025 Final
10.4310.5200	Computer/Electronic Equip	4,902	8,000	3,495	2,000	35,500	24,000	24,000
10.4310.5500	Firearms	2,462	4,000	2,304	4,000	5,000	5,000	5,000
10.4310.5510	Officer Related Equip	11,607	10,500	8,282	10,500	10,500	10,500	10,500
10.4310.6900	Grants	77,207	0	18,078	59,932	32,550	0	0
10.4310.6930	Donations	2,010	0	9,177	9,177	0	0	0
10.4310.7400	Capital Outlay - Equipment	29,342	33,000	20,214	21,000	175,000	83,800	83,800
TOTALS		\$ 1,784,450	\$ 2,179,150	\$ 1,515,749	\$ 2,160,859	\$ 2,453,950	\$ 2,402,650	\$ 2,402,650

Annual Budget Request - Position Request

2024-2025

GENERAL FUND

Police Department

Code Number	Position	Name	% of Salary
10.4310.0020	Police Chief	Brandon Hunsucker	100%
	Police Major	Dan Renn	100%
	Police Records Specialist	Kim Lancaster	100%
	Police Lieutenant	Vacant	100%
	Police Lieutenant	Brandon Parker	100%
	Police Sergeant	Wesley Bennett	100%
	Police Sergeant	Joshua Colvard	100%
	Patrol Officer	Jason Parton	100%
	Patrol Officer	Grayson Stout	100%
	Patrol Officer	Derek Tom	100%
	Police Officer	Vincent Burleson	100%
	Police Officer	Garrett Burleson	100%
	Police Officer	Jessica Richardson	100%
	Police Officer	Vacant	100%
	Police Officer	Kendall Duncan	100%
	Police Officer	Sarah Roach	100%
	Police Officer	Vacant	100%
	Police Telcommunication	Matthew Norman	100%
	Police Telcommunication	Cynthia Francis	100%
	Police Telcommunication	Seth Barker	100%
Police Telcommunication	Dorothy Miller	100%	
10.4310.0200	Part-Time Detective	New Position	100%
	Totals		

2024-2025

GENERAL FUND

Police Department

Code Number	Item	Remarks		2024-2025 Requested	2024-2025 Proposed	2024-2025 Final
10.4310.7400	Equipment	Payments for Leases		83,800	83,800	83,800
	Totals			83,800	83,800	83,800

**CITY OF CHERRYVILLE
EXPENDITURES BY OBJECT**



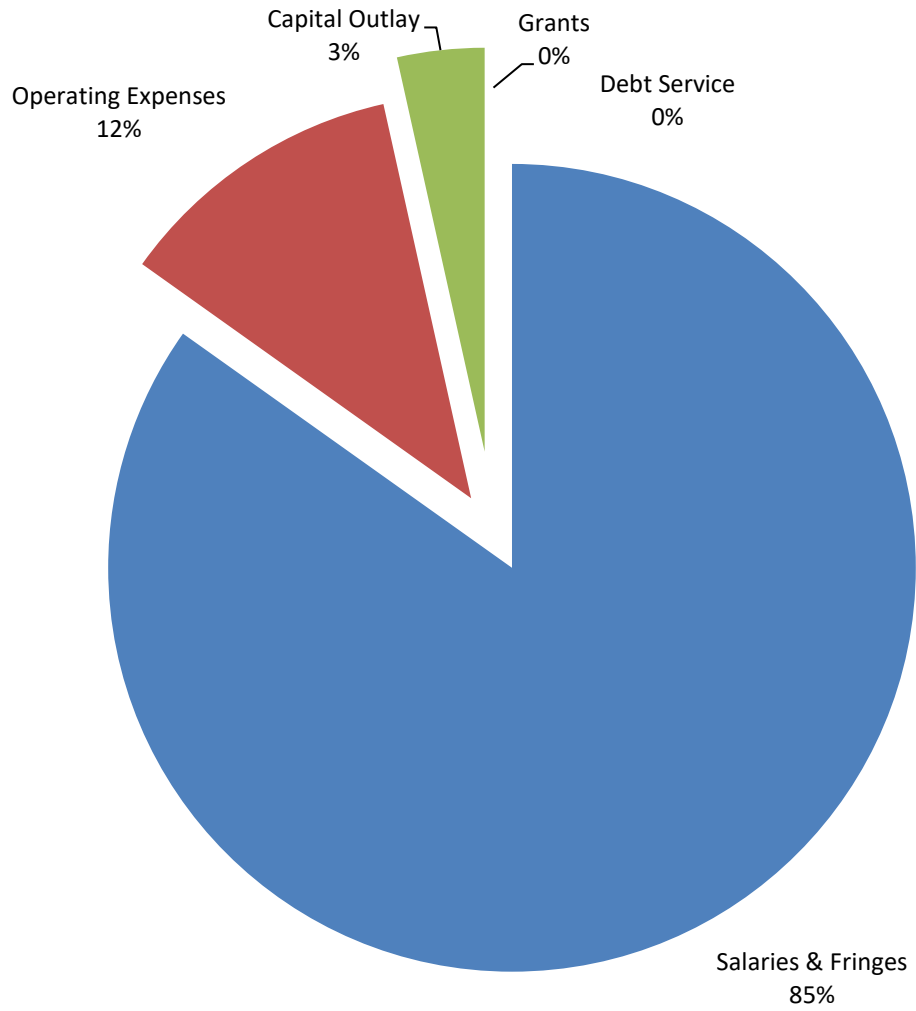
2024-2025

GENERAL FUND

Police Department

	2022-2023 Actual	2023-2024 Budget	Estimate Entire Year	2024-2025 Proposed	2024-2025 Final
Salaries & Fringes	1,436,643	1,876,400	1,797,200	2,038,500	2,038,500
Operating Expenses	241,257	269,750	282,727	280,350	280,350
Capital Outlay	29,342	33,000	21,000	83,800	83,800
Grants	77,207	0	59,932	0	0
Debt Service	0	0	0	0	0
Totals	1,784,450	2,179,150	2,160,859	2,402,650	2,402,650

City of Cherryville Expenditures by Object - Police



**CITY OF CHERRYVILLE
ANNUAL BUDGET EXPENDITURES ESTIMATE**



**2024-2025
GENERAL FUND**

Fire Department

Code Number	Account	2022-2023 Actual	2023-2024 Budget	Actual Year to Date	Estimate Entire Year	2024-2025 Requested	2024-2025 Proposed	2024-2025 Final
10.4340.0020	Salaries	447,120	491,000	359,826	510,000	488,000	513,000	513,000
10.4340.0030	Holiday Pay	11,522	14,000	11,412	14,000	14,000	15,000	15,000
10.4340.0100	Overtime	10,896	10,000	8,606	11,000	14,000	14,000	14,000
10.4340.0200	Part Time	0	0	3,934	13,491	82,300	82,300	82,300
10.4340.0300	Volunteer Pay	9,890	25,300	13,524	13,524	0	0	0
10.4340.0350	Fill-In Pay	21,365	36,000	9,871	9,870	0	0	0
10.4340.0420	Part-time Pay	17,334	21,000	10,413	10,414	0	0	0
10.4340.0600	Supplemental Retirement	12,249	12,300	7,110	12,300	12,300	12,300	12,300
10.4340.0700	Certifications	0	0	0	0	0	5,000	5,000
10.4340.0800	Longevity	5,154	4,800	5,448	5,500	6,000	6,100	6,100
10.4340.0900	FICA Tax	37,455	46,000	30,678	46,000	46,500	48,000	48,000
10.4340.1000	LGERS Retirement	58,104	66,000	49,780	71,000	71,000	73,000	73,000
10.4340.1010	401 (k) Contribution	23,628	25,500	19,042	28,000	26,500	27,000	27,000
10.4340.1100	Medical Insurance	105,477	126,500	71,842	104,000	118,000	118,000	118,000
10.4340.1110	Dental Insurance	4,299	5,700	2,813	4,100	5,200	5,200	5,200
10.4340.1300	State Employment Tax	264	5,000	2,171	3,700	6,100	5,400	5,400
10.4340.1820	Professional Services	5,426	16,500	9,164	10,000	16,500	16,500	16,500
10.4340.2100	Uniforms	6,049	9,000	5,267	5,500	9,000	9,000	9,000

**CITY OF CHERRYVILLE
ANNUAL BUDGET EXPENDITURES ESTIMATE**



**2024-2025
GENERAL FUND**

Fire Department

Code Number	Account	2022-2023 Actual	2023-2024 Budget	Actual Year to Date	Estimate Entire Year	2024-2025 Requested	2024-2025 Proposed	2024-2025 Final
10.4340.2110	Protective Clothing & Equip	10,779	14,000	9,574	10,000	14,000	14,000	14,000
10.4340.2500	Fuel & Motor Oil	9,524	10,000	6,955	13,000	10,000	10,000	10,000
10.4340.2510	Automotive Supplies	529	1,000	189	1,000	1,000	1,000	1,000
10.4340.2600	Office Supplies	0	0	0	0	0	0	0
10.4340.2610	Dept. Supplies	7,425	17,500	6,389	10,000	17,500	17,500	17,500
10.4340.2930	EMT Medical Supplies	768	1,900	1,145	1,900	1,900	1,900	1,900
10.4340.3100	Travel & Training	2,199	6,000	1,137	3,000	6,000	6,000	6,000
10.4340.3200	Telephone	18,398	20,500	18,085	19,000	20,500	20,500	20,500
10.4340.3300	Utilities	12,749	13,200	9,795	13,200	13,200	13,200	13,200
10.4340.3310	Heating Fuel	3,488	3,500	2,327	3,500	3,500	3,500	3,500
10.4340.3500	Maintenance Bldg & Grounds	15,189	14,000	6,015	10,000	14,000	14,000	14,000
10.4340.3520	Equipment Maintenance & Repair	2,354	8,000	2,681	4,000	8,000	8,000	8,000
10.4340.3530	Auto Maintenance & Repair	16,587	20,500	49,057	55,500	20,500	20,500	20,500
10.4340.3700	Advertising	306	500	0	500	500	500	500
10.4340.3720	Public Relations	977	1,000	243	1,000	1,000	1,000	1,000
10.4340.3900	Special Supplies	3,441	0	0	0	0	0	0
10.4340.4300	Equipment Rental	5,967	6,000	5,960	6,000	9,000	9,000	0
10.4340.4400	Contract Services	11,158	14,000	12,873	13,000	14,000	14,000	14,000

**CITY OF CHERRYVILLE
ANNUAL BUDGET EXPENDITURES ESTIMATE**



**2024-2025
GENERAL FUND**

Fire Department

Code Number	Account	2022-2023 Actual	2023-2024 Budget	Actual Year to Date	Estimate Entire Year	2024-2025 Requested	2024-2025 Proposed	2024-2025 Final
10.4340.4710	Dues & Subscriptions	2,739	4,500	1,818	3,000	4,500	4,500	4,500
10.4340.6900	Grants	2,478	0	0	0	0	0	0
10.4340.6930	Donations	0	0	0	0	0	0	0
10.4340.7100	Debt Service Payment	118,290	214,500	214,486	214,500	214,500	214,500	214,500
10.4340.7400	Capital Outlay- Equipment	0	0	0	0	0	0	9,000
TOTALS		\$ 1,021,577	\$ 1,285,200	\$ 969,631	\$ 1,254,499	\$ 1,289,000	\$ 1,323,400	\$ 1,323,400

Annual Budget Request - Position Request

2024-2025

GENERAL FUND

Fire Department

Code Number	Position	Name	% of Salary
10.4340.0020	Fire Chief	Jason Wofford	100%
	Assistant Fire Chief	Colby Heffner	100%
	Administrative Assistant	Brittany Bingham	100%
	Fire Captain	Phillp Smith	100%
	Fire Captain	Nathan Bowman	100%
	Fire Captain	Vacant	100%
	Fire Driver Engineer	Jason Ledbetter	100%
	Fire Driver Engineer	Trent Rayfield	100%
	Fire Driver Engineer	Joshua Farmer	100%
	Totals		

2024-2025

GENERAL FUND

Fire Department

Code Number	Item	Remarks	2024-2025 Requested	2024-2025 Proposed	2024-2025 Final
10.4340.7100	Existing installment payment on the Fire Facility	USDA share	80,070	80,070	80,070
	Payment 3 of 7 on Fire Truck	BB&T	105,230	105,230	105,230
	Payment on SCBA	Community First	29,200	29,200	29,200
10.4340.7400	Lease on Truck (moved from Equipment Rental)	4D 4X4 Truck	0	9,000	9,000
Totals			214,500	223,500	223,500

**CITY OF CHERRYVILLE
EXPENDITURES BY OBJECT**



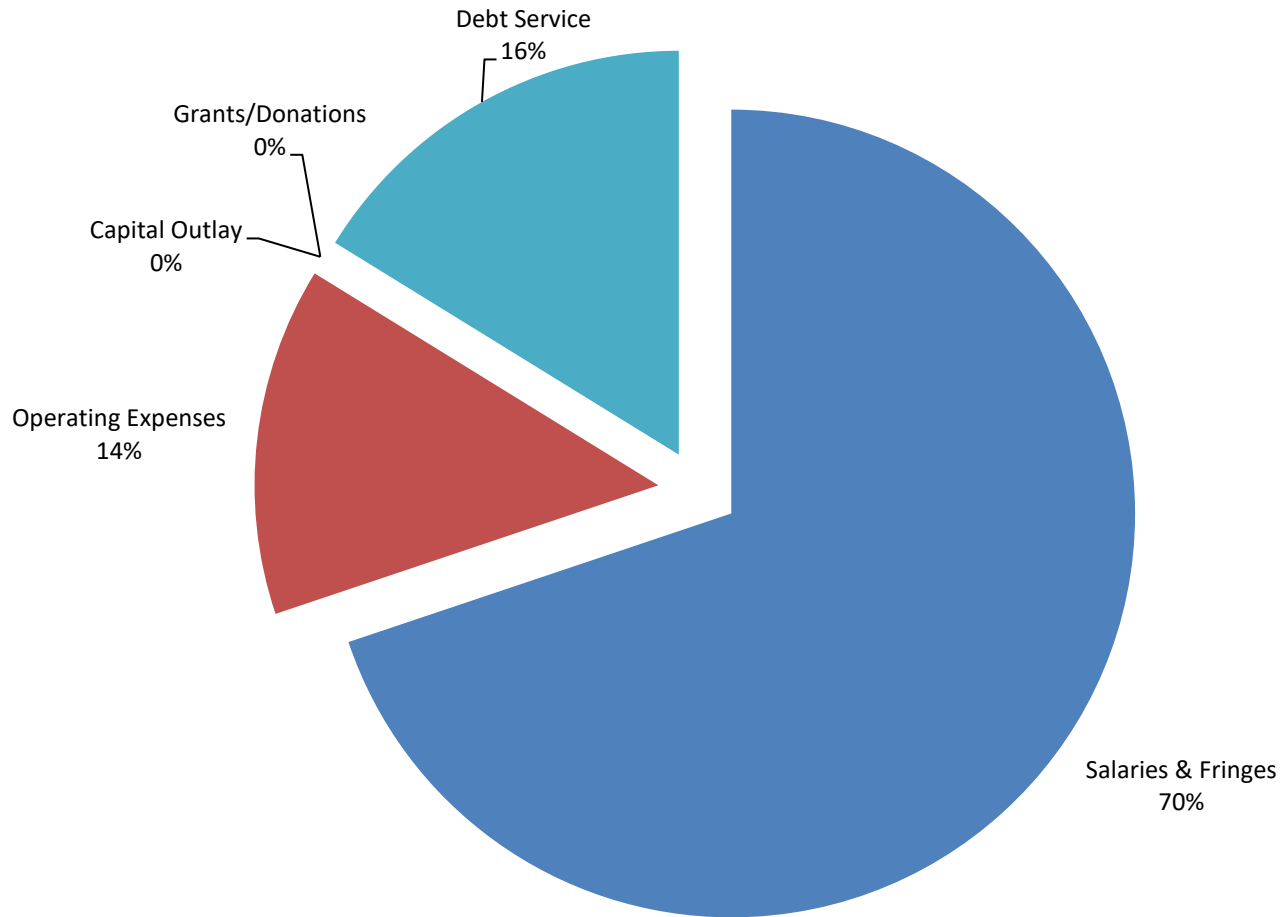
2024-2025

GENERAL FUND

Fire Department

	2022-2023 Actual	2023-2024 Budget	Estimate Entire Year	2024-2025 Proposed	2024-2025 Final
Salaries & Fringes	764,757	889,100	856,899	924,300	924,300
Operating Expenses	136,051	181,600	183,100	184,600	175,600
Capital Outlay	0	0	0	0	9,000
Grants/Donations	2,478	0	0	0	0
Debt Service	118,290	214,500	214,500	214,500	214,500
Totals	1,021,577	1,285,200	1,254,499	1,323,400	1,323,400

City of Cherryville Expenditures by Object - Fire



CITY OF CHERRYVILLE ANNUAL BUDGET EXPENDITURES ESTIMATE



2024-2025

GENERAL FUND

Public Works

Code Number	Account	2022-2023 Actual	2023-2024 Budget	Actual Year to Date	Estimate Entire Year	2024-2025 Requested	2024-2025 Proposed	2024-2025 Final
10.4140.0020	Salaries	34,517	38,200	27,545	39,200	38,200	41,000	41,000
10.4140.0200	Part - Time	15,034	24,500	19,130	27,000	21,500	27,000	27,000
10.4140.0800	Longevity	1,526	1,050	989	1,000	1,050	1,100	1,100
10.4140.0900	FICA Tax	3,930	4,750	3,590	5,100	4,700	5,300	5,300
10.4140.1000	LGERS Retirement	4,546	5,100	3,711	5,200	5,400	5,600	5,600
10.4140.1010	401 (k) Contribution	1,790	2,000	1,387	2,100	2,000	2,100	2,100
10.4140.1100	Medical Insurance	5,360	6,500	4,677	6,700	7,300	7,300	7,300
10.4140.1110	Dental Insurance	230	325	184	300	300	300	300
10.4140.1300	State Employment Tax	18	1,900	278	400	400	450	450
10.4140.1820	Professional Services	35	1,000	50	100	1,000	500	500
10.4140.2100	Uniforms	1,559	2,500	1,299	2,000	2,500	2,500	2,500
10.4140.2500	Fuel & Motor Oil	5,692	7,000	2,726	4,000	7,000	7,000	7,000
10.4140.2510	Automotive Supplies	206	1,500	82	500	1,500	1,500	1,500
10.4140.2600	Office Supplies	0	0	0	0	0	0	0
10.4140.2610	Dept. Supplies	3,968	3,000	2,745	3,500	3,000	3,000	3,000
10.4140.3100	Travel & Training	40	2,000	201	1,000	2,000	1,000	1,000
10.4140.3200	Telephone	2,678	2,500	1,993	2,500	2,500	2,500	2,500
10.4140.3300	Utilities	5,247	6,000	4,279	5,000	6,000	6,000	6,000

**CITY OF CHERRYVILLE
ANNUAL BUDGET EXPENDITURES ESTIMATE**



2024-2025

GENERAL FUND

Public Works

Code Number	Account	2022-2023 Actual	2023-2024 Budget	Actual Year to Date	Estimate Entire Year	2024-2025 Requested	2024-2025 Proposed	2024-2025 Final
10.4140.3310	Heating Fuel	2,828	2,000	1,786	2,700	2,000	2,000	2,000
10.4140.3500	Maintenance Bldg & Grounds	2,731	8,000	8,597	8,000	8,000	8,000	8,000
10.4140.3520	Equipment Maintenance & Repair	1,063	1,000	224	500	1,000	1,000	1,000
10.4140.3530	Auto Maintenance & Repair	1,737	3,500	501	500	3,500	3,500	3,500
10.4140.3700	Advertising	208	150	0	0	150	0	0
10.4140.4400	Contract Services	9,323	9,000	12,511	10,500	9,000	11,000	11,000
10.4140.4700	Permits & Certifications	0	0	0	0	0	0	0
10.4140.5800	Capital Outlay - Improvements	0	0	0	0	0	12,000	12,000
TOTALS		\$ 104,267	\$ 133,475	\$ 98,485	\$ 127,800	\$ 130,000	\$ 151,650	\$ 151,650

Annual Budget Request - Position Request

2024-2025

GENERAL FUND

Public Works

Code Number	Position	Name	% of Salary
10.4140.0020	Public Works Director Street/Sanitation Superintendent	Chris King Kevin Abernathy	20% 33%
10.4140.0200	Mechanic (Part-time)	Donald Helms	100%
Totals			

2024-2025

GENERAL FUND

Public Works

Code Number	Item	Remarks		2024-2025 Requested	2024-2025 Proposed	2024-2025 Final
10.4140.4700	Lease 2 4X4 4-Door Trucks			12,000	12,000	12,000
	Totals			12,000	12,000	12,000

**CITY OF CHERRYVILLE
EXPENDITURES BY OBJECT**



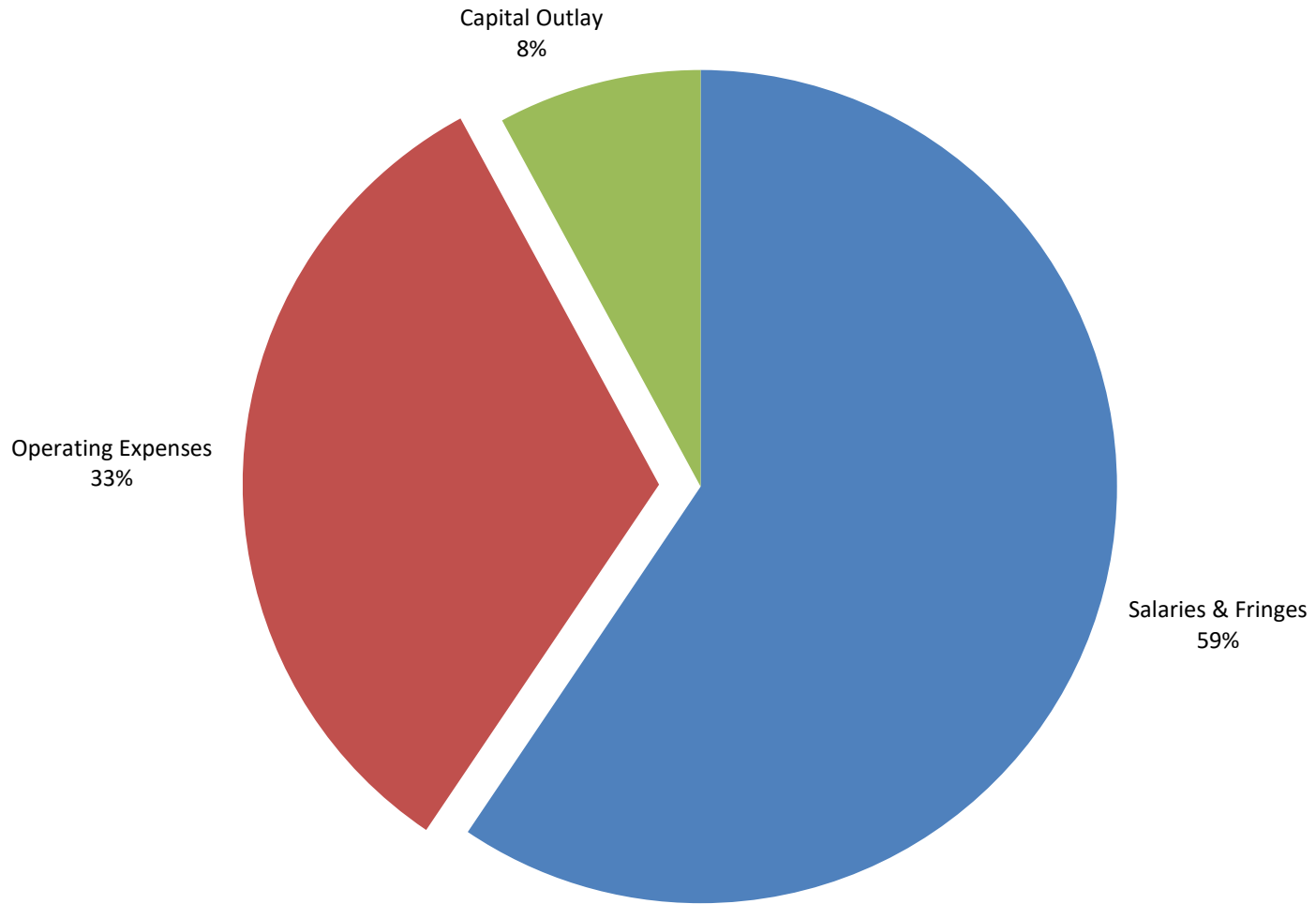
2024-2025

GENERAL FUND

Public Works

	2022-2023 Actual	2023-2024 Budget	Estimate Entire Year	2024-2025 Proposed	2024-2025 Final
Salaries & Fringes	66,952	84,325	87,000	90,150	90,150
Operating Expenses	37,315	49,150	40,800	49,500	49,500
Capital Outlay	0	0	0	12,000	12,000
Totals	104,267	133,475	127,800	151,650	151,650

City of Cherryville Expenditures by Object- Public Works



**CITY OF CHERRYVILLE
ANNUAL BUDGET EXPENDITURES ESTIMATE**



2024-2025

GENERAL FUND

Street Department

Code Number	Account	2022-2023 Actual	2023-2024 Budget	Actual Year to Date	Estimate Entire Year	2024-2025 Requested	2024-2025 Proposed	2024-2025 Final
10.4520.0020	Salaries	128,531	187,000	107,592	153,000	185,000	233,000	233,000
10.4520.0100	Overtime	221	1,000	95	500	0	0	0
10.4520.0200	Part - Time	0	8,000	960	1,000	0	0	0
10.4520.0700	Certifications	0	0	0	0	0	5,000	5,000
10.4520.0800	Longevity	0	375	0	0	400	400	400
10.4520.0900	FICA Tax	9,841	14,300	8,311	12,000	14,200	18,000	18,000
10.4520.1000	LGERS Retirement	15,628	24,100	13,913	20,000	26,000	32,000	32,000
10.4520.1010	401 (k) Contribution	7,155	9,400	6,809	9,700	9,500	12,000	12,000
10.4520.1100	Medical Insurance	31,286	62,000	28,454	50,000	62,000	74,000	74,000
10.4520.1110	Dental Insurance	1,122	2,545	951	1,500	2,400	2,800	2,800
10.4520.1300	State Employment Tax	88	1,900	848	1,400	1,900	2,400	2,400
10.4520.1820	Professional Services	141	1,000	505	1,000	1,000	1,000	1,000
10.4520.2100	Uniforms	2,924	3,500	2,252	3,500	3,500	3,500	3,500
10.4520.2400	Streets, Sidewalk Maintenance	18,891	25,000	15,461	24,000	25,000	25,000	25,000
10.4520.2410	Storm Sewer Maintenance	2,750	12,500	118	2,000	12,500	12,500	12,500
10.4520.2500	Fuel & Motor Oil	17,363	18,000	7,214	12,000	18,000	18,000	18,000
10.4520.2510	Automotive Supplies	2,143	2,800	51	100	2,500	2,500	2,500
10.4520.2610	Dept. Supplies	3,753	2,000	683	1,000	2,000	2,000	2,000

**CITY OF CHERRYVILLE
ANNUAL BUDGET EXPENDITURES ESTIMATE**



2024-2025

GENERAL FUND

Street Department

Code Number	Account	2022-2023 Actual	2023-2024 Budget	Actual Year to Date	Estimate Entire Year	2024-2025 Requested	2024-2025 Proposed	2024-2025 Final
10.4520.3300	Utilities	447	1,000	389	500	1,000	1,000	1,000
10.4520.3520	Equipment Maintenance & Repair	6,932	7,000	4,718	7,000	10,000	10,000	10,000
10.4520.3530	Auto Maintenance & Repair	3,100	6,000	1,698	3,000	6,000	6,000	6,000
10.4520.3700	Advertising	195	200	0	0	200	200	200
10.4520.4300	Equipment Rental	0	15,000	12,994	13,000	16,000	16,000	16,000
10.4520.4400	Contract Services	7,915	6,000	5,267	5,000	6,000	6,000	6,000
10.4520.4700	Capital Outlay - Equipment	64,405	0	0	0	0	0	0
TOTALS		\$ 324,832	\$ 410,620	\$ 219,283	\$ 321,200	\$ 405,100	\$ 483,300	\$ 483,300

Annual Budget Request - Position Request

2024-2025

GENERAL FUND

Street Department

Code Number	Position	Name	% of Salary
10.4520.0020	Street Maintenance Mechanic II	Gary Jones	100%
	Street Maintenance Mechanic II	Clarence Bowers	100%
	Sanitation Driver	Grady Costner	100%
	Sanitation Driver	Vacant	100%
	Sanitation Worker	Vacant	100%
	Downtown Street Assistant (Moved from EDC)	Vacant	100%
	Totals		

2024-2025

GENERAL FUND

Street Department

Code Number	Item	Remarks		2024-2025 Requested	2024-2025 Proposed	2024-2025 Final
10.4520.7400						
	Totals			0	0	0

**CITY OF CHERRYVILLE
EXPENDITURES BY OBJECT**



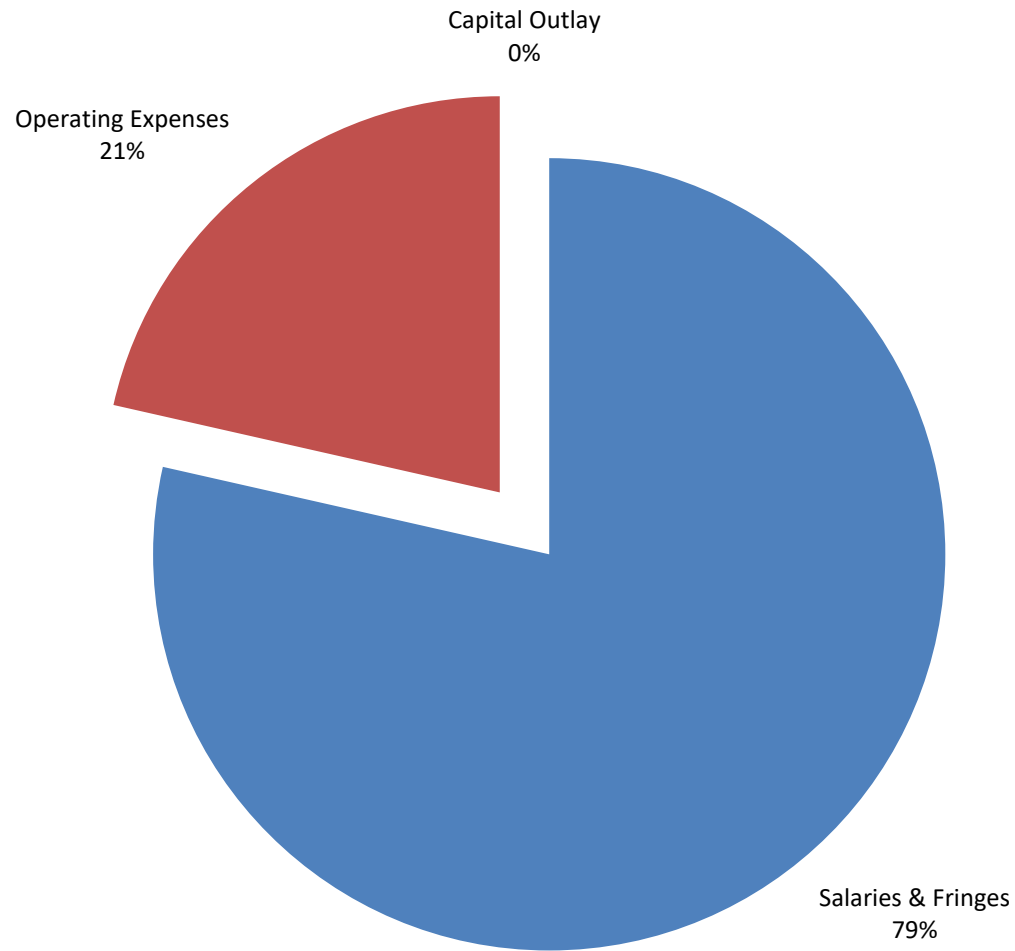
2024-2025

GENERAL FUND

Street Department

	2022-2023 Actual	2023-2024 Budget	Estimate Entire Year	2024-2025 Proposed	2024-2025 Final
Salaries & Fringes	193,872	310,620	249,100	379,600	379,600
Operating Expenses	66,555	100,000	72,100	103,700	103,700
Capital Outlay	64,405	0	0	0	0
Totals	324,832	410,620	321,200	483,300	483,300

City of Cherryville Expenditures by Object - Street



CITY OF CHERRYVILLE
ANNUAL BUDGET EXPENDITURES ESTIMATE



2024-2025

GENERAL FUND

Powell Bill

Code Number	Account	2022-2023 Actual	2023-2024 Budget	Actual Year to Date	Estimate Entire Year	2024-2025 Requested	2024-2025 Proposed	2024-2025 Final
10.4510.0020	Salaries	24,867	22,800	16,066	22,800	22,000	23,000	23,000
10.4510.0100	Overtime	0	0	0	0	0	0	0
10.4510.0800	Longevity	722	1,000	989	1,000	1,000	1,050	1,050
10.4510.0900	FICA Tax	1,984	1,800	1,248	1,800	1,800	1,900	1,900
10.4510.1000	LGERS Retirement	3,221	3,000	2,224	3,000	3,100	3,300	3,300
10.4510.1010	401(K) Contribution	1,288	1,200	811	1,200	1,200	1,200	1,200
10.4510.1100	Medical Insurance	4,646	4,400	3,067	4,400	4,900	4,900	4,900
10.4510.1110	Dental Insurance	198	250	133	250	250	250	250
10.4510.1300	State Employment Tax	20	250	51	150	400	250	250
10.4510.1820	Professional Services	0	12,000	0	0	12,000	12,000	12,000
10.4510.2100	Uniforms	428	2,000	0	0	2,000	0	0
10.4510.2400	Streets, Sidewalk Maintenance	36,518	80,000	29,142	40,000	80,000	80,000	80,000
10.4510.2410	Storm Sewer Maintenance	344	100,000	69,823	85,000	150,000	150,000	150,000
10.4510.2500	Fuel & Motor Oil	888	2,700	0	0	2,700	2,700	2,700
10.4510.2510	Automotive Supplies	385	1,000	0	0	1,000	1,000	1,000
10.4510.2610	Dept. Supplies	1,561	5,500	2,283	3,000	5,500	5,500	5,500
10.4510.3300	Utilities	1,614	1,800	1,098	1,800	1,800	1,800	1,800
10.4510.3520	Equipment Maintenance & Repair	6,462	5,000	1,155	5,000	5,000	5,000	5,000

CITY OF CHERRYVILLE ANNUAL BUDGET EXPENDITURES ESTIMATE



2024-2025

GENERAL FUND

Powell Bill

Code Number	Account	2022-2023 Actual	2023-2024 Budget	Actual Year to Date	Estimate Entire Year	2024-2025 Requested	2024-2025 Proposed	2024-2025 Final
10.4510.3530	Auto Maintenance & Repair	0	1,000	0	0	1,000	1,000	1,000
10.4510.4400	Contract Services	579	2,500	648	2,500	2,500	2,500	2,500
10.4510.5600	Capital Outlay - Paving	0	100,000	111,695	149,500	100,000	100,000	100,000
10.4510.7400	Capital Outlay - Equipment	64,405	0	0	0	0	0	0
TOTALS		\$ 150,129	\$ 348,200	\$ 240,434	\$ 321,400	\$ 398,150	\$ 397,350	\$ 397,350

Annual Budget Request - Position Request

2024-2025

GENERAL FUND

Powell Bill

Code Number	Position	Name	% of Salary
10.4510.0020	Street/Sanitation Superintendent	Kevin Abernathy	33%
	Totals		

**CITY OF CHERRYVILLE
EXPENDITURES BY OBJECT**



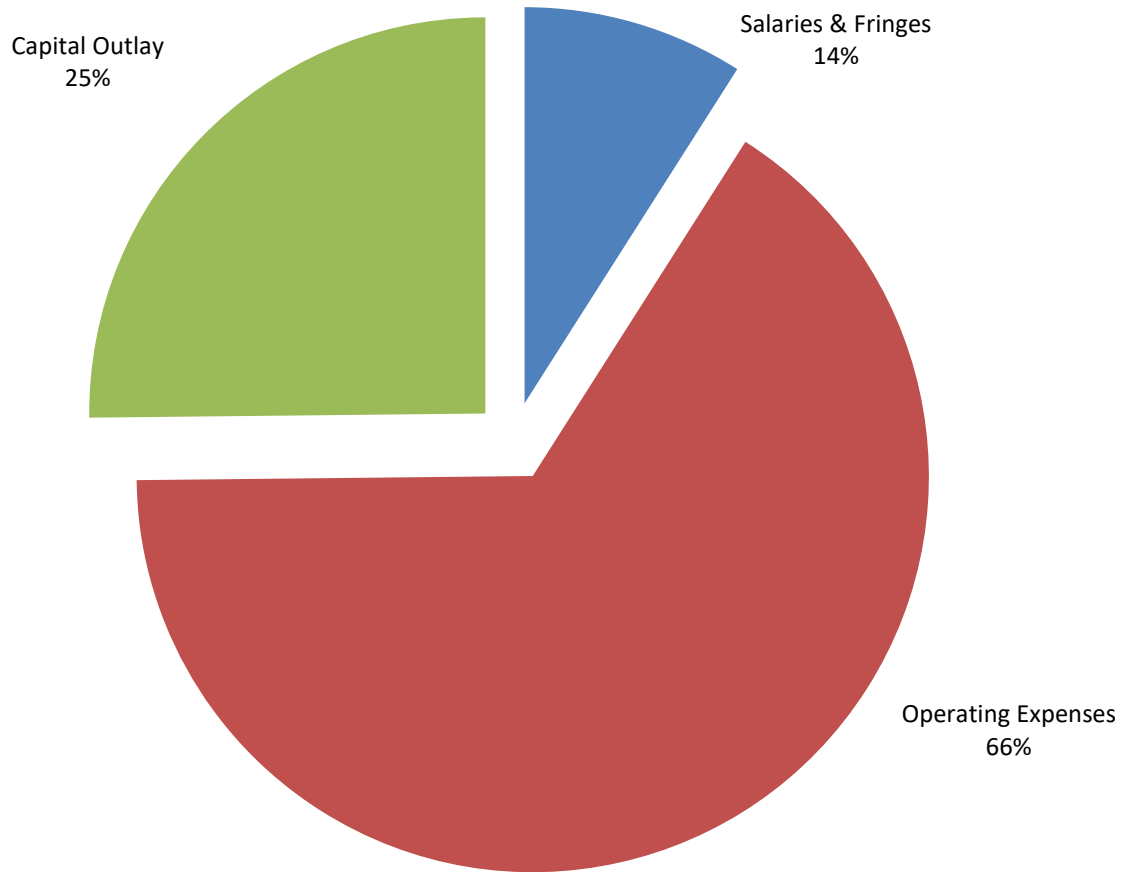
2024-2025

GENERAL FUND

Powell Bill

	2022-2023 Actual	2023-2024 Budget	Estimate Entire Year	2024-2025 Proposed	2024-2025 Final
Salaries & Fringes	36,945	34,700	34,600	35,850	35,850
Operating Expenses	48,779	213,500	137,300	261,500	261,500
Capital Outlay	64,405	100,000	149,500	100,000	100,000
Totals	150,129	348,200	321,400	397,350	397,350

City of Cherryville Expenditures by Object - Powell Bill



CITY OF CHERRYVILLE
ANNUAL BUDGET EXPENDITURES ESTIMATE



2024-2025
GENERAL FUND

Sanitation

Code Number	Account	2022-2023 Actual	2023-2024 Budget	Actual Year to Date	Estimate Entire Year	2024-2025 Requested	2024-2025 Proposed	2024-2025 Final
10.4710.0020	Salaries	226,654	279,000	175,592	251,000	282,000	295,000	295,000
10.4710.0100	Overtime	1,748	2,000	611	2,000	0	2,000	2,000
10.4710.0700	Certifications	0	0	0	0	0	5,000	5,000
10.4710.0800	Longevity	3,072	3,400	3,377	3,400	4,000	4,000	4,000
10.4710.0900	FICA Tax	17,349	22,000	13,418	20,000	22,000	23,000	23,000
10.4710.1000	LGERS Retirement	28,192	37,000	23,202	33,000	39,000	41,000	41,000
10.4710.1010	401 (k) Contribution	12,521	14,100	8,817	13,000	15,000	15,000	15,000
10.4710.1100	Medical Insurance	65,663	90,000	48,450	70,000	94,000	91,000	91,000
10.4710.1110	Dental Insurance	9,316	4,600	2,120	3,100	4,200	3,700	3,700
10.4710.1300	State Employment Tax	141	2,900	1,326	2,100	2,900	2,900	2,900
10.4710.1820	Professional Services	176	0	0	0	0	0	0
10.4710.2100	Uniforms	6,140	7,000	3,229	7,000	7,000	7,000	7,000
10.4710.2500	Fuel & Motor Oil	44,178	40,000	26,768	42,000	40,000	42,000	42,000
10.4710.2510	Automotive Supplies	1,375	2,000	713	2,000	2,000	2,000	2,000
10.4710.2610	Dept. Supplies	1,838	1,200	1,049	1,200	1,200	1,200	1,200
10.4710.3100	Travel & Training	0	0	0	0	0	0	0
10.4710.3530	Auto Maintenance & Repair	36,909	42,000	24,445	30,000	42,000	42,000	42,000

**CITY OF CHERRYVILLE
ANNUAL BUDGET EXPENDITURES ESTIMATE**



2024-2025

GENERAL FUND

Sanitation

Code Number	Account	2022-2023 Actual	2023-2024 Budget	Actual Year to Date	Estimate Entire Year	2024-2025 Requested	2024-2025 Proposed	2024-2025 Final
10.4710.3700	Advertising	0	100	0	0	100	100	100
10.4710.4400	Contract Services	5,698	6,200	5,627	5,028	6,200	6,200	6,200
10.4710.4410	Landfill Fees	121,991	120,000	84,505	132,000	120,000	140,000	140,000
10.4710.7400	Capital Outlay - Equipment	17,889	18,600	259,431	260,000	38,000	19,000	19,000
TOTALS		\$ 600,850	\$ 692,100	\$ 682,680	\$ 876,828	\$ 719,600	\$ 742,100	\$ 742,100

Annual Budget Request - Position Request

2024-2025

GENERAL FUND

Sanitation

Code Number	Position	Name	% of Salary
10.4710.0020	Street/Sanitation Superintendent	Kevin Abernathy	33%
	Sanitation Driver	Teddy Sigmon	100%
	Sanitation Driver	Tommy Huffstetler	100%
	Sanitation Driver	Stanley LaBauch	100%
	Sanitation Driver	Vacant	100%
	Sanitation Worker	Thomas Stinnette	100%
	Sanitation Worker	Jessie Andrews	100%
	Sanitation Worker	Brett Giddian	100%
	Totals		

2024-2025

GENERAL FUND

Sanitation

Code Number	Item	Remarks		2024-2025 Requested	2024-2025 Proposed	2024-2025 Final
10.4710.7400	Capital Outlay - Equipment	Garbage Containers (New Development)		38,000	19,000	19,000
	Totals			38,000	19,000	19,000

**CITY OF CHERRYVILLE
EXPENDITURES BY OBJECT**



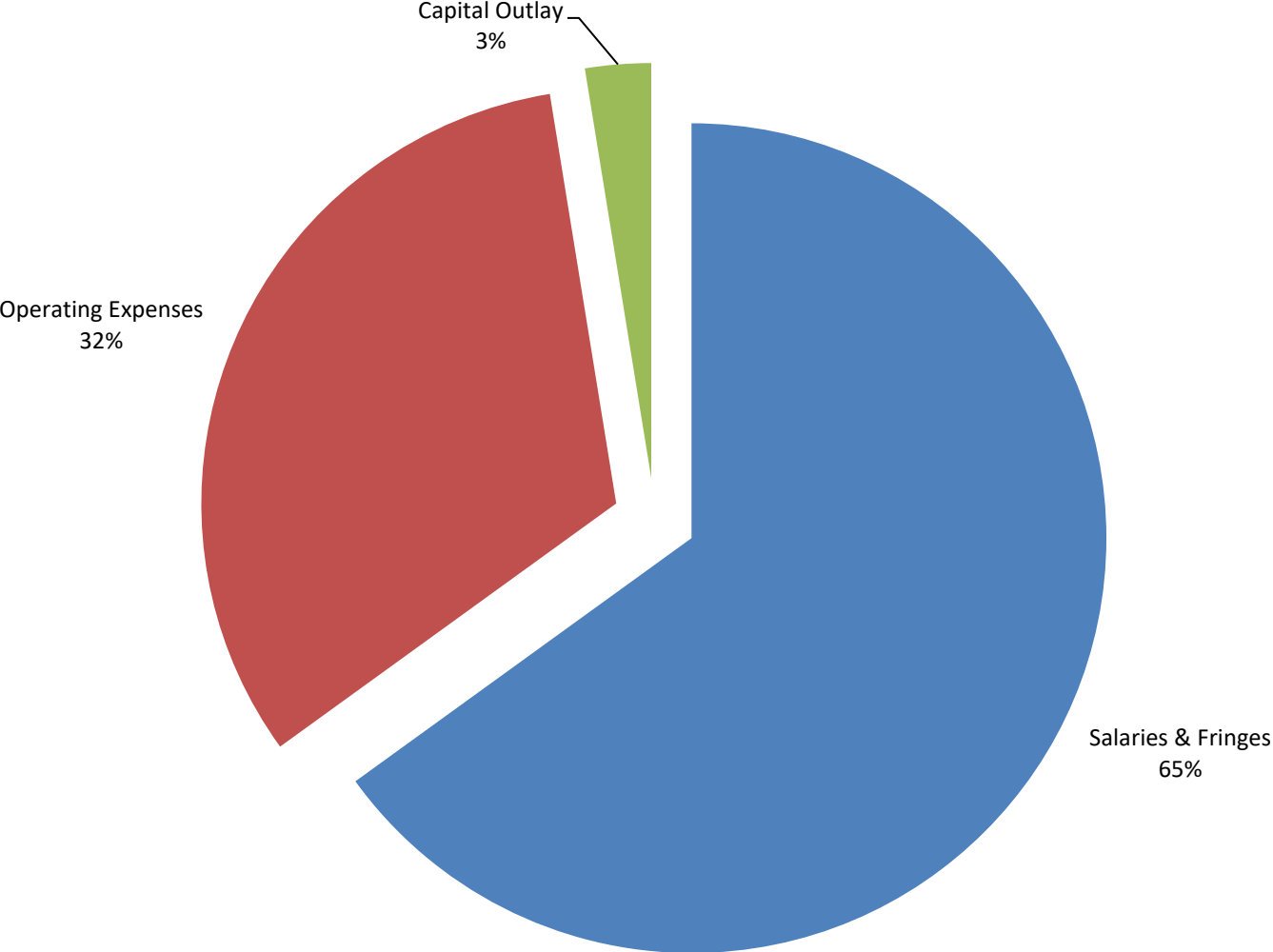
2024-2025

GENERAL FUND

Sanitation

	2022-2023 Actual	2023-2024 Budget	Estimate Entire Year	2024-2025 Proposed	2024-2025 Final
Salaries & Fringes	364,656	455,000	397,600	482,600	482,600
Operating Expenses	236,195	237,100	479,228	240,500	240,500
Capital Outlay	0	0	0	19,000	19,000
Totals	600,850	692,100	876,828	742,100	742,100

City of Cherryville Expenditures by Object - Sanitation



**CITY OF CHERRYVILLE
ANNUAL BUDGET EXPENDITURES ESTIMATE**



**2024-2025
GENERAL FUND**

Recreation

Code Number	Account	2022-2023 Actual	2023-2024 Budget	Actual Year to Date	Estimate Entire Year	2024-2025 Requested	2024-2025 Proposed	2024-2025 Final
10.6120.0020	Salaries	33,219	36,500	31,988	58,000	85,000	89,000	89,000
10.6120.0200	Part-time	36,715	49,200	28,792	42,000	46,800	50,000	50,000
10.6120.0700	Certifications	0	0	0	0	0	5,000	5,000
10.6120.0800	Longevity	350	375	362	375	0	550	550
10.6120.0900	FICA Tax	5,376	6,600	4,677	6,500	11,000	11,000	11,000
10.6120.1000	LGERS Retirement	4,082	4,750	4,180	7,535	11,500	12,000	12,000
10.6120.1010	401 (k) Contribution	1,658	1,825	1,599	2,900	4,500	5,000	5,000
10.6120.1100	Medical Insurance	9,813	10,700	7,580	15,004	23,800	24,000	24,000
10.6120.1110	Dental Insurance	346	450	253	500	800	800	800
10.6120.1300	State Employment Tax	53	400	550	1,000	850	900	900
10.6120.1510	Maintenance Grounds	17,202	18,000	8,070	4,000	18,000	4,000	4,000
10.6120.1820	Professional Services	280	1,500	0	0	1,500	0	0
10.6120.2100	Uniforms	1,233	1,200	575	1,200	1,200	1,000	1,000
10.6120.2500	Fuel & Motor Oil	2,988	5,000	2,019	5,000	5,000	6,000	6,000
10.6120.2510	Automotive Supplies	0	500	0	500	500	500	500
10.6120.2610	Dept. Supplies	2,253	2,000	1,141	2,000	2,000	2,000	2,000
10.6120.3100	Travel & Training	0	200	0	200	200	200	200
10.6120.3200	Telephone	4,897	5,000	4,697	7,000	7,000	7,000	7,000
10.6120.3300	Utilities	22,000	25,000	18,203	25,000	25,000	25,000	25,000
10.6120.3500	Maintenance Bldg & Grounds	4,650	17,500	2,299	10,000	10,000	17,500	17,500
10.6120.3520	Equipment Maintenance & Rep	1,926	2,500	1,207	2,500	2,500	2,500	2,500

**CITY OF CHERRYVILLE
ANNUAL BUDGET EXPENDITURES ESTIMATE**



**2024-2025
GENERAL FUND**

Recreation

Code Number	Account	2022-2023 Actual	2023-2024 Budget	Actual Year to Date	Estimate Entire Year	2024-2025 Requested	2024-2025 Proposed	2024-2025 Final
10.6120.3530	Auto Maintenance & Repair	837	1,000	272	1,000	1,000	1,000	1,000
10.6120.3700	Advertising	650	0	0	0	0	0	0
10.6120.3920	Special Events	13,850	15,000	0	15,000	15,000	15,000	15,000
10.6120.4400	Contract Services	9,855	7,000	9,489	8,500	8,500	8,500	8,500
10.6120.5800	Capital Outlay - Improvements	0	0	0	0	0	0	0
10.6120.6900	Grants	42,245	0	339,087	339,087	0	0	0
10.6120.6930	Donations	13,618	0	816,247	1,001,095	0	0	0
10.6120.6950	Contribution & Grants	3,000	17,000	15,500	17,000	17,000	17,000	17,000
10.6120.6960	YMCA Contribution	38,000	38,000	28,500	38,000	38,000	38,000	38,000
10.6120.7100	Debt Service	0	0	0	0	0	0	0
10.6120.7400	Capital Outlay - Equipment	0	0	0	0	0	0	0
TOTALS		\$ 271,095	\$ 267,200	\$ 1,327,287	\$ 1,610,896	\$ 336,650	\$ 343,450	\$ 343,450

Annual Budget Request - Position Request

2024-2025

GENERAL FUND

Recreation

Code Number	Position	Name	% of Salary
10.6120.0020	Recreation Director (100% paid with donation)	Lance Hudson	100%
	Recreation Worker	Vacant	100%
10.6120.0200	Recreation Director (Part-time)	Bobby Reynolds	100%
	Recreation Maintenance (Part-time)	Denise Boyce	100%
Totals			

2024-2025

GENERAL FUND

Recreation

Code Number	Item	Remarks		2024-2025 Requested	2024-2025 Proposed	2024-2025 Final
10.6120.5800	Capital Outlay - Improvements					
	Totals			0	0	0

CITY OF CHERRYVILLE EXPENDITURES BY OBJECT



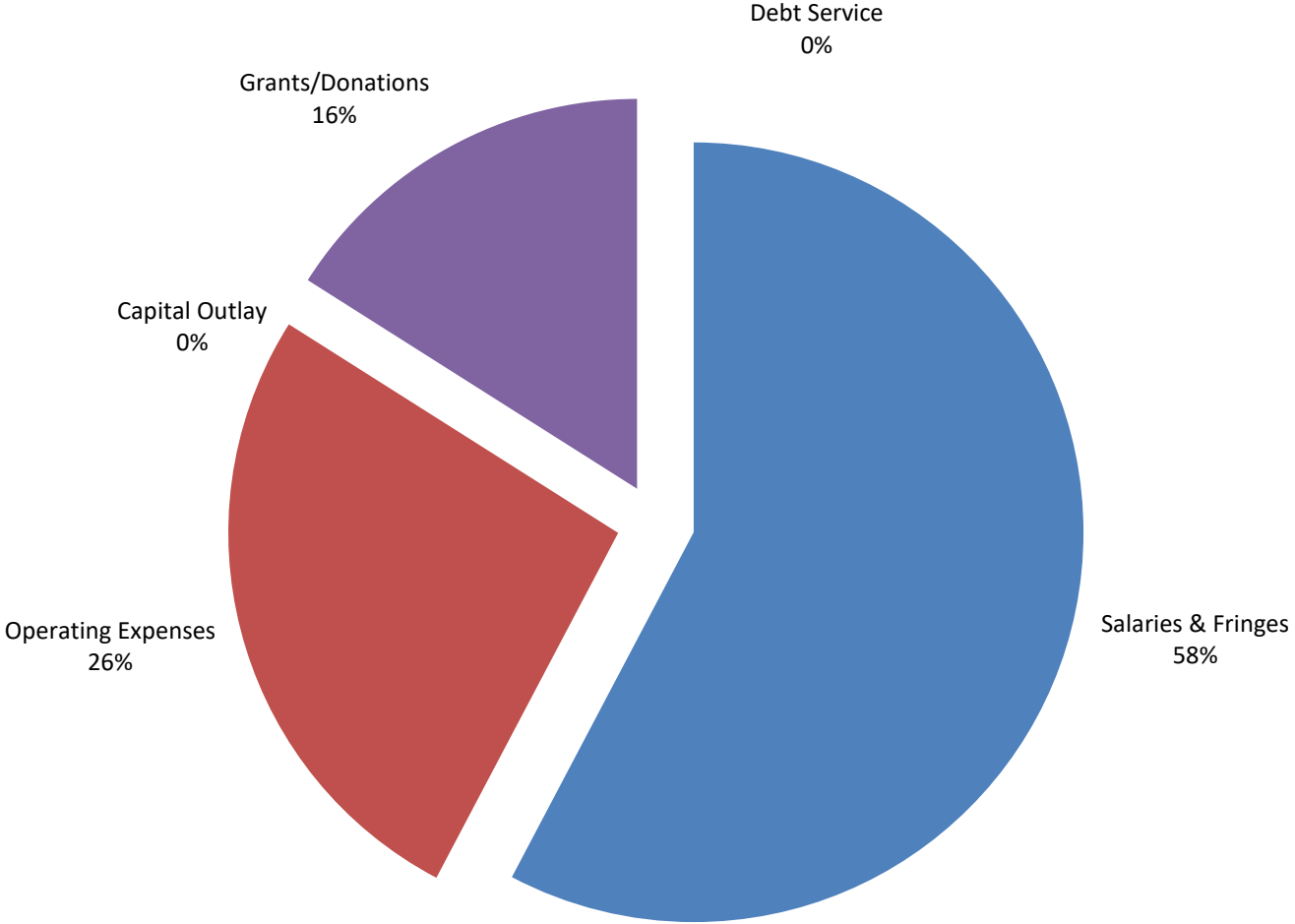
2024-2025

GENERAL FUND

Recreation

	2022-2023 Actual	2023-2024 Budget	Estimate Entire Year	2024-2025 Proposed	2024-2025 Final
Salaries & Fringes	91,612	110,800	133,814	198,250	198,250
Operating Expenses	82,620	101,400	81,900	90,200	90,200
Capital Outlay	0	0	0	0	0
Grants/Donations	96,863	55,000	1,395,182	55,000	55,000
Debt Service	0	0	0	0	0
Totals	271,095	267,200	1,610,896	343,450	343,450

City of Cherryville Expenditures by Object - Recreation



**CITY OF CHERRYVILLE
ANNUAL BUDGET EXPENDITURES ESTIMATE**



2024-2025

GENERAL FUND

Cemetery

Code Number	Account	2022-2023 Actual	2023-2024 Budget	Actual Year to Date	Estimate Entire Year	2024-2025 Requested	2024-2025 Proposed	2024-2025 Final
10.4740.0020	Salaries	5,313	9,500	1,658	3,000	9,500	3,000	3,000
10.4740.0900	FICA Tax	0	575	0	0	575	0	0
10.4740.2610	Dept Supplies	142	500	27	0	500	0	0
10.4740.3500	Maintenance Bldg & Grounds	360	2,000	791	2,000	2,000	2,000	2,000
10.4740.3700	Advertising	156	1,000	303	500	1,000	1,000	1,000
10.4740.4400	Contract Services	62,672	75,000	48,497	65,000	75,000	75,000	75,000
10.4740.5800	Capital Outlay - Improvement	0	0	0	0	0		
TOTALS		\$ 68,643	\$ 88,575	\$ 51,277	\$ 70,500	\$ 88,575	\$ 81,000	\$ 81,000

Annual Budget Request - Position Request

2024-2025

GENERAL FUND

Cemetery

Code Number	Position	Name	% of Salary
10.4740.0020	On Call Cemetery (weekend)	Paige Green Chris King	
	Totals		

2024-2025

GENERAL FUND

Cemetery

Code Number	Item	Remarks		2024-2025 Requested	2024-2025 Proposed	2024-2025 Final
10.4740.5800	Capital Outlay - Improvements					
	Totals			0	0	0

CITY OF CHERRYVILLE EXPENDITURES BY OBJECT



2024-2025

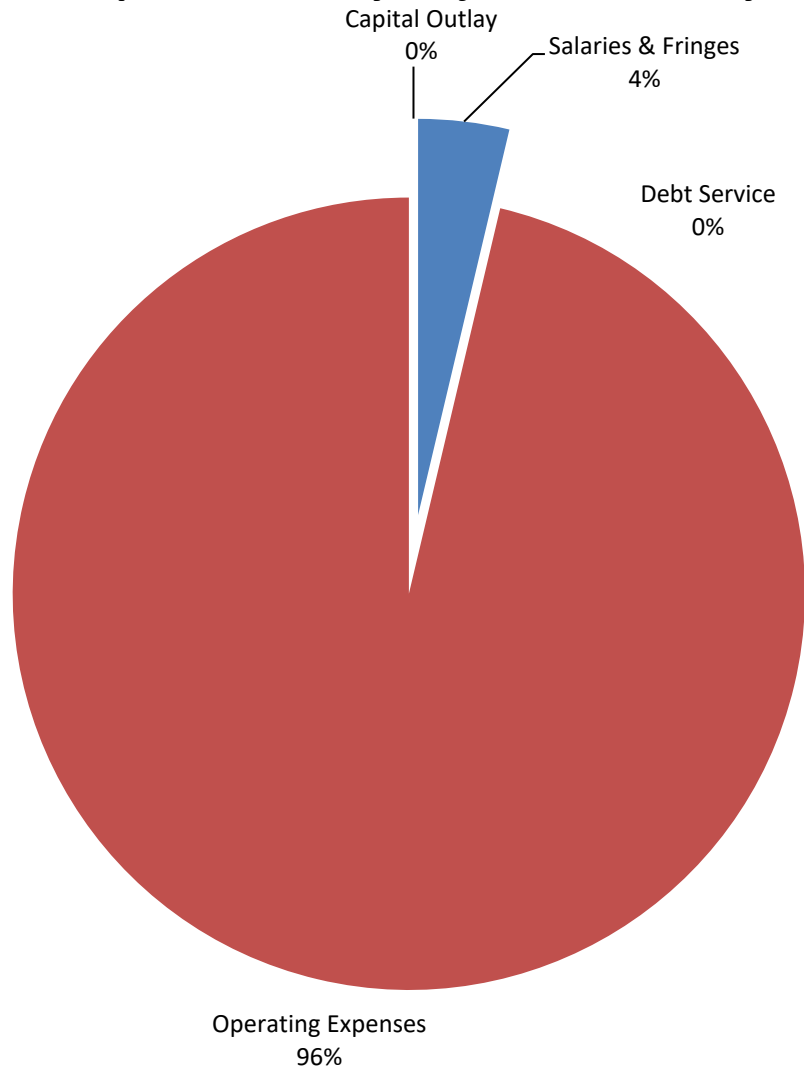
GENERAL FUND

Cemetery

	2022-2023 Actual	2023-2024 Budget	Estimate Entire Year	2024-2025 Proposed	2024-2025 Final
Salaries & Fringes	5,313	10,075	3,000	3,000	3,000
Operating Expenses	63,329	78,500	67,500	78,000	78,000
Capital Outlay	0	0	0	0	0
Debt Service	0	0	0	0	0
Totals	68,643	88,575	70,500	81,000	81,000

City of Cherryville

Expenditures by Object - Cemetery



CITY OF CHERRYVILLE ANNUAL BUDGET REVENUE ESTIMATE



2024-2025 ELECTRIC FUND

Code Number	Account	2022-2023 Actual	2023-2024 Budget	Actual Year to Date	Estimate Entire Year	2024-2025 Proposed	2024-2025 Final
30.3720.2620	Electric Grants	5,000	5,000	290,377	290,377	0	0
30-3280.0000	Electric Sales	5,735,823	5,582,800	3,990,945	5,920,990	5,574,300	5,656,500
30-3290.0000	NC Sales Tax	364,888	380,000	258,112	382,139	385,000	385,000
30-3350.0000	Extension Fees	17,370	16,800	10,425	15,000	16,800	16,800
30-3350.0010	Security Light Charge	83,852	84,100	54,958	83,000	83,000	83,000
30-3360.0000	Electric Late Charge	73,007	85,000	54,504	85,000	75,000	75,000
30-3400.0000	Electric Write Offs	(14,849)	0	(15,278)	(16,000)	0	0
30-3480.0300	Non Payment Fee	42,325	44,000	22,650	35,000	35,000	35,000
30-3980.0944	Electric Returned Ck Charge	2,250	1,900	1,650	1,900	1,900	1,900
30-3690.0000	Interest Earned	17,022	14,000	17,378	26,000	20,000	20,000
30-3710.0000	Insurance Reim	4,410	0	0	0	0	0
30-3750.0000	Electric Pole Rental	9,744	4,000	0	9,750	26,800	26,800
30-3770.0000	Miscellaneous Revenue	0	200	1,700	1,700	901,800	901,800
30-3980.0000	Fund Balance -Appropriated	0	0	0	0	0	0

**CITY OF CHERRYVILLE
ANNUAL BUDGET REVENUE ESTIMATE**



**2024-2025
ELECTRIC FUND**

Code Number	Account	2022-2023 Actual	2023-2024 Budget	Actual Year to Date	Estimate Entire Year	2024-2025 Proposed	2024-2025 Final
	TOTALS	\$ 6,340,843	\$ 6,217,800	\$ 4,687,422	\$ 6,834,856	\$ 7,119,600	\$ 7,201,800

CITY OF CHERRYVILLE
ANNUAL BUDGET EXPENDITURES ESTIMATE



2024-2025
ELECTRIC FUND

Code Number	Account	2022-2023 Actual	2023-2024 Budget	Actual Year to Date	Estimate Entire Year	2024-2025 Requested	2024-2025 Proposed	2024-2025 Final
30.7200.0020	Salaries	550,339	594,000	436,551	622,000	610,000	640,000	693,700
30.7200.0100	Overtime	26,169	19,000	11,429	17,000	15,000	25,000	25,000
30.7200.0700	Certifications	0	0	0	0	0	5,000	5,000
30.7200.0800	Longevity	11,513	12,500	8,092	8,100	9,500	8,100	8,500
30.7200.0900	FICA Tax	43,897	48,000	34,301	49,500	49,000	51,000	55,100
30.7200.1000	LGERS Retirement	71,735	80,000	59,011	85,000	86,000	89,000	98,000
30.7200.1010	401 (k) Contribution	28,878	31,000	22,433	32,500	32,000	35,000	37,400
30.7200.1100	Medical Insurance	100,849	110,000	76,163	108,500	120,000	120,000	132,000
30.7200.1110	Dental Insurance	4,595	5,600	3,331	4,800	5,100	5,100	5,700
30.7200.1300	State Employment Tax	212	6,200	1,873	4,000	6,400	6,400	6,400
30.7200.1800	Legal Fees	0	0	0	0	0	0	0
30.7200.1810	Audit Fees	19,087	20,000	18,265	20,000	20,000	21,000	21,000
30.7200.1820	Professional Services	14,115	60,000	17,597	30,000	60,000	60,000	60,000
30.7200.2100	Uniforms	8,773	8,000	9,656	10,000	8,000	10,000	10,000
30.7200.2500	Fuel & Motor Oil	18,198	18,000	10,311	18,000	18,000	18,000	18,000
30.7200.2510	Automotive Supplies	1,062	1,500	1,100	1,500	1,500	1,500	1,500
30.7200.2600	Office Supplies	0	0	0	0	0	0	0
30.7200.2610	Dept Supplies	11,481	14,500	8,095	14,500	14,500	14,500	14,500

CITY OF CHERRYVILLE
ANNUAL BUDGET EXPENDITURES ESTIMATE



2024-2025
ELECTRIC FUND

Code Number	Account	2022-2023 Actual	2023-2024 Budget	Actual Year to Date	Estimate Entire Year	2024-2025 Requested	2024-2025 Proposed	2024-2025 Final
30.7200.2620	Postage	533	3,000	1,016	3,000	3,000	3,000	3,000
30.7200.2900	Service Charge	2,470	2,500	1,412	2,500	2,500	2,500	2,500
30.7200.2930	Electrical System Maintenance	488,784	96,000	145,230	149,500	300,000	300,000	300,000
30.7200.3100	Travel & Training	7,412	20,000	6,091	10,000	20,000	20,000	20,000
30.7200.3200	Telephone	8,840	10,000	6,450	9,000	10,000	10,000	10,000
30.7200.3300	Utilities	333	500	245	500	500	500	500
30.7200.3500	Maintenance Bldg & Grounds	3,575	35,000	23,920	20,000	35,000	35,000	35,000
30.7200.3520	Equipment Maintenance & Repair	6,653	8,000	5,034	8,000	10,000	10,000	10,000
30.7200.3530	Auto Maintenance & Repair	1,417	8,000	5,880	8,000	10,000	10,000	10,000
30.7200.3700	Advertising	43	500	70	0	500	0	0
30.7200.3720	Public Relations	1,655	6,000	2,339	3,000	6,000	6,000	6,000
30.7200.4300	Equipment Rental	115	1,000	0	0	1,000	1,000	1,000
30.7200.4400	Contract Services	193,389	250,000	213,605	250,000	500,000	350,000	350,000
30.7200.4500	Insurance	84,487	90,000	105,123	110,000	90,000	110,000	110,000
30.7200.4510	Power Purchased	3,472,561	3,600,000	2,368,473	3,500,000	3,600,000	3,370,000	3,370,000
30.7200.4710	Dues & Subscriptions	8,943	9,000	10,900	10,900	9,000	12,000	12,000
30.7200.4800	Street Lighting	32,973	50,000	47,188	65,000	50,000	65,000	65,000
30.7200.5800	Capital Outlay - Improvements	127,166	300,000	76,956	300,000	300,000	1,000,000	1,000,000

**CITY OF CHERRYVILLE
ANNUAL BUDGET EXPENDITURES ESTIMATE**



**2024-2025
ELECTRIC FUND**

Code Number	Account	2022-2023 Actual	2023-2024 Budget	Actual Year to Date	Estimate Entire Year	2024-2025 Requested	2024-2025 Proposed	2024-2025 Final
30.7200.6900	Grants	5,000	0	4,602	7,543	0	0	0
30.7200.6970	Sales Tax on Electric Sales	374,223	400,000	258,107	385,000	400,000	385,000	385,000
30.7200.7400	Capital Outlay - Equipment	94,281	230,000	40,637	230,000	250,000	250,000	250,000
30.7200.9600	Payment in Lieu of Taxes	0	70,000	0	70,000	70,000	70,000	70,000
30.7200.9610	Debt Service-Electric Share City Hall	0	0	0	0	0	0	0
TOTALS		\$ 5,825,755	\$ 6,217,800	\$ 4,041,482	\$ 6,167,343	\$ 6,722,500	\$ 7,119,600	\$ 7,201,800

Annual Budget Request - Position Request

2024-2025

ELECTRIC FUND

Code Number	Position	Name	% of Salary	
30.7200.0020	Public Works Director	Chris King	40%	
	Electrical Superintendent	Ben Stroupe	100%	
	Electric Crew Leader	Jarrod Hunt	100%	
	Electric Lineman A	John Gates	100%	
	Electric Lineman B	Terry Clinton	100%	
	Electric Lineman C	Kent Ballard	100%	
	Electric Lineman	New Position	100%	
	AMI Tech/Meter Tech	Dwayne Brady	100%	
	City Manager	Brian Dalton	40%	
	City Clerk	Paige Green	40%	
	Finance Director	Dixie Wall	40%	
	Accounts Payable Clerk	Lisa Millwood	33%	
	Billing Clerk	Julie Hefner	50%	
	Sr. Customer Service Rep	Merinda Arthurs	50%	
Customer Service Rep	Robin Little	50%		
	Totals			

2024-2025
ELECTRIC FUND

Code Number	Item	Remarks	2024-2025 Requested	2024-2025 Proposed	2024-2025 Final
30.7200.5800	Capital Outlay - Improvements	New Developments and Growth	300,000	1,000,000	1,000,000
30.7200.7400	Capital Outlay - Equipment	Bucket Truck From FY2023 Budgeted/Ordered not to scheduled to receive until FY2025	250,000	250,000	250,000
	Totals		550,000	1,250,000	1,250,000

CITY OF CHERRYVILLE EXPENDITURES BY OBJECT

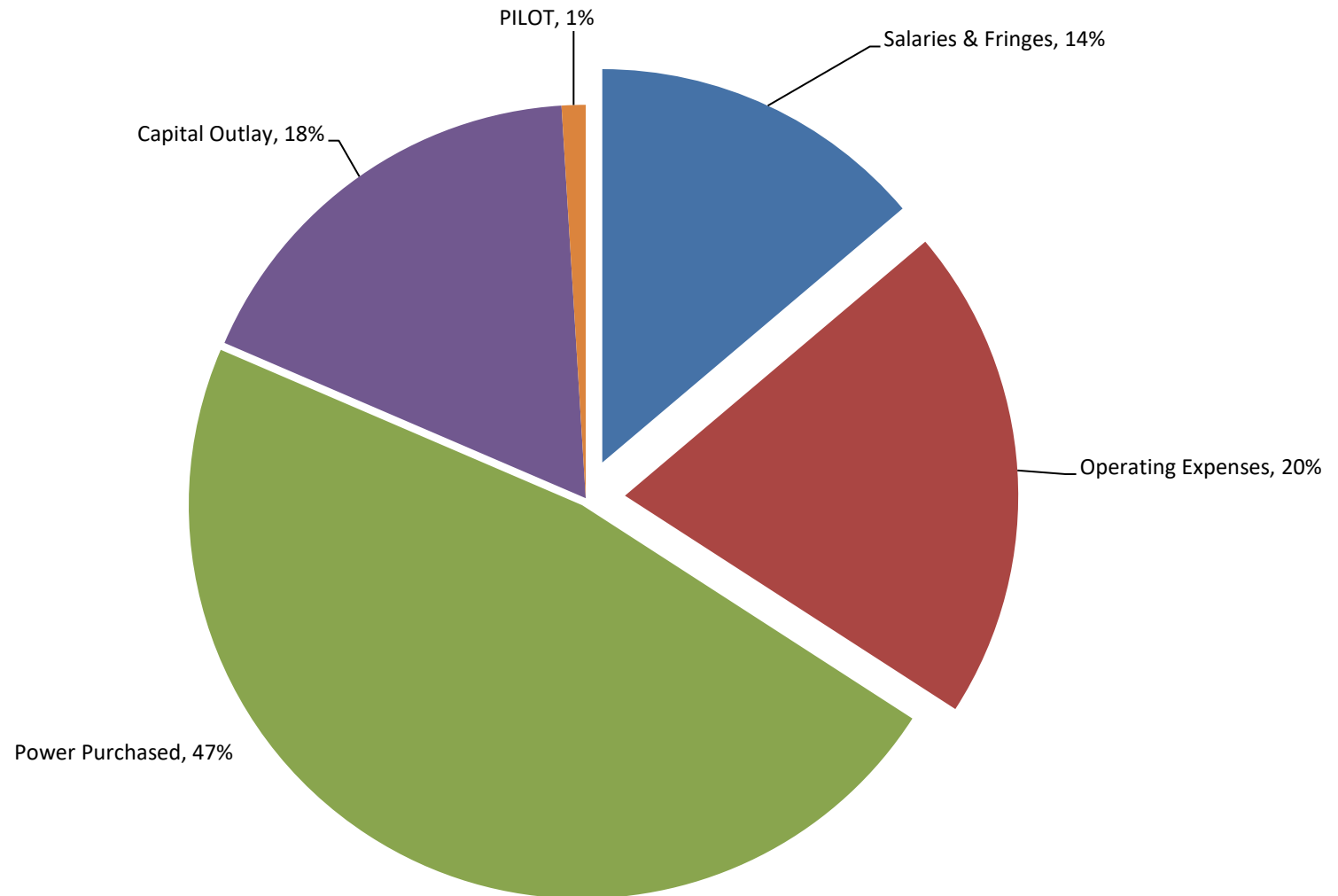


2024-2025

ELECTRIC FUND

	2022-2023 Actual	2023-2024 Budget	Estimate Entire Year	2024-2025 Proposed	2024-2025 Final
Salaries & Fringes	838,185	906,300	931,400	984,600	1,066,800
Operating Expenses	1,293,561	1,111,500	1,135,943	1,445,000	1,445,000
Power Purchased	3,472,561	3,600,000	3,500,000	3,370,000	3,370,000
Capital Outlay	221,447	530,000	530,000	1,250,000	1,250,000
Debt Service	0	0	0	0	0
PILOT	0	70,000	70,000	70,000	70,000
Totals	5,825,755	6,217,800	6,167,343	7,119,600	7,201,800

City of Cherryville Expenditures by Object - Electric



**CITY OF CHERRYVILLE
ANNUAL BUDGET REVENUE ESTIMATE**

**2024-2025
WATER & SEWER FUND**



Code Number	Account	2022-2023 Actual	2023-2024 Budget	Actual Year to Date	Estimate Entire Year	2024-2025 Proposed	2024-2025 Final
31.3710.2620	Water & Sewer Grants	840	0	0	865	0	0
31.3710.5200	Water & Sewer Taps	123,913	70,000	57,963	85,000	85,000	85,000
31.3710.5320	Water/Sewer Disconnect Fees	10,150	11,000	7,200	10,000	10,000	10,000
31.3710.5330	Water/Sewer Returned Ck Chrg	510	500	150	500	500	500
31.3710.8200	Sale of Surplus Property	0	0	0	0	0	0
31.3710.9900	Fund Balance - Appro	0	557,900	0	0	352,300	352,300
31.3713.5100	Water Sales	1,600,077	1,500,000	1,093,973	1,652,000	1,600,000	1,603,550
31.3713.5300	Water Late Payment	45,232	40,000	34,538	45,000	45,000	45,000
31.3713.5310	Water Bad Debt	(3,790)	0	(5,288)	(6,000)	0	0
31.3713.5800	Interest Earned	174,603	40,000	55,331	83,000	40,000	40,000
31.3713.8500	Insurance Reim	0	0	33,425	33,425	0	0
31.3713.8900	Miscellaneous Revenue	194,955	3,000	814	1,000	1,000	1,000
31.3714.5100	Sewer User Charges	1,274,069	1,250,000	865,582	1,300,000	1,300,000	1,303,550
31.3714.5310	Sewer Bad Debt	(2,301)	0	(4,818)	(5,000)	0	0
	TOTALS	\$ 3,418,258	\$ 3,472,400	\$ 2,138,870	\$ 3,199,790	\$ 3,433,800	\$ 3,440,900

CITY OF CHERRYVILLE ANNUAL BUDGET EXPENDITURES ESTIMATE



2024-2025 WATER & SEWER FUND

Administration

Code Number	Account	2022-2023 Actual	2023-2024 Budget	Actual Year to Date	Estimate Entire Year	2024-2025 Requested	2024-2025 Proposed	2024-2025 Final
31.7110.0020	Salaries	412,147	453,500	309,470	438,000	465,000	491,000	497,000
31.7110.0100	Overtime	16,351	19,800	13,348	19,800	12,000	23,000	23,000
31.7110.0700	Certifications	0	0	0	0	0	5,000	5,000
31.7110.0800	Longevity	9,562	6,000	5,912	6,000	6,200	6,400	6,400
31.7110.0900	FICA Tax	32,405	36,100	24,727	36,100	37,000	39,000	40,000
31.7110.1000	LGERS Retirement	53,553	60,600	42,516	60,600	66,000	70,000	70,100
31.7110.1010	401 (k) Contribution	21,509	24,000	16,168	24,000	25,000	26,000	26,000
31.7110.1100	Medical Insurance	87,087	104,000	59,852	85,000	108,000	105,000	105,000
31.7110.1110	Dental Insurance	4,022	5,400	2,797	4,000	5,000	5,000	5,000
31.7110.1300	State Employment Tax	176	4,700	1,430	2,000	4,900	5,100	5,100
31.7110.1310	Water Purchase	0	0	0	0	0	0	0
31.7110.1800	Legal Fees	0	0	0	0	0	0	0
31.7110.1810	Audit Fees	19,087	20,000	18,270	20,000	20,000	21,000	21,000
31.7110.1820	Professional Services	22,338	23,000	120	23,000	23,000	23,000	23,000
31.7110.2100	Uniforms	3,633	4,200	2,241	4,200	4,200	4,200	4,200
31.7110.2500	Fuel & Motor Oil	9,111	9,000	6,327	10,000	9,000	9,000	9,000
31.7110.2510	Automotive Supplies	2,301	2,200	58	2,000	2,200	2,000	2,000
31.7110.2600	Office Supplies	2,160	2,750	0	0	0	0	0

CITY OF CHERRYVILLE
ANNUAL BUDGET EXPENDITURES ESTIMATE



2024-2025
WATER & SEWER FUND

Administration

Code Number	Account	2022-2023 Actual	2023-2024 Budget	Actual Year to Date	Estimate Entire Year	2024-2025 Requested	2024-2025 Proposed	2024-2025 Final
31.7110.2610	Dept Supplies	11,449	12,000	16,392	25,000	12,000	20,000	20,000
31.7110.2620	Postage	533	3,000	1,354	3,000	3,000	3,000	3,000
31.7110.2900	Service Charge	2,470	2,500	1,412	2,500	2,500	2,500	2,500
31.7110.2940	Sewer System Maintenance	39,113	30,000	28,817	40,000	30,000	30,000	30,000
31.7110.3100	Travel & Training	4,203	10,000	2,547	5,000	10,000	10,000	10,000
31.7110.3200	Telephone	4,717	6,000	2,817	4,000	6,000	6,000	6,000
31.7110.3300	Utilities	18,071	20,000	10,049	15,000	20,000	20,000	20,000
31.7110.3500	Maintenance Bldg & Grounds	156	1,600	0	1,600	1,600	1,600	1,600
31.7110.3520	Equipment Maintenance & Repair	2,054	3,500	1,441	1,500	3,500	3,500	3,500
31.7110.3530	Auto Maintenance & Repair	1,042	5,000	1,267	2,500	5,000	5,000	5,000
31.7110.3700	Advertising	0	400	0	0	400	0	0
31.7110.3720	Public Relations	0	2,000	0	0	2,000	0	0
31.7110.4400	Contract Services	78,357	75,000	68,411	80,000	75,000	80,000	80,000
31.7110.4500	Insurance	67,250	70,000	71,589	75,000	70,000	75,000	75,000
31.7110.4700	Permits & Certifications	440	2,000	396	500	2,000	2,000	2,000
31.7110.4710	Dues & Subscriptions	2,498	1,800	2,559	3,000	1,800	1,800	1,800
31.7110.5700	Water System Maintenance	76,212	80,000	74,039	108,000	80,000	80,000	80,000
31.7110.5800	Capital Outlay -Improvements	47,755	70,000	0	0	70,000	70,000	70,000

**CITY OF CHERRYVILLE
ANNUAL BUDGET EXPENDITURES ESTIMATE**



**2024-2025
WATER & SEWER FUND**

Administration

Code Number	Account	2022-2023 Actual	2023-2024 Budget	Actual Year to Date	Estimate Entire Year	2024-2025 Requested	2024-2025 Proposed	2024-2025 Final
31.7110.6900	Grants	1,680	0	0	0	0	0	0
31.7110.7100	Debt Service	340,200	337,300	270,650	337,300	337,300	339,100	339,100
31.7110.7400	Capital Outlay - Equipment	132,176	0	0	0	0	0	0
31.7110.9600	Payment in Lieu of Taxes	0	0	0	0	0	0	0
TOTALS		\$ 1,525,820	\$ 1,507,350	\$ 1,056,976	\$ 1,438,600	\$ 1,519,600	\$ 1,584,200	\$ 1,591,300

Annual Budget Request - Position Request

2024-2025

WATER & SEWER FUND

Administration

Code Number	Position	Name	% of Salary	
31.7110.0020	Public Works Director	Chris King	40%	
	Water Sewer Superintendent	Jason Stone	100%	
	Water Sewer Crew Leader	Chris King	100%	
	Water Sewer Maintenance (Backup AMI Tech/Meter Reader)	Dean McSwain	100%	
	Water Sewer Maintenance	David Thomas	100%	
	Water Sewer Maintenance	Vacant	100%	
	City Manager	Brian Dalton	40%	
	City Clerk	Paige Green	40%	
	Finance Director	Dixie Wall	40%	
	Accounts Payable Clerk	Lisa Millwood	33%	
	Billing Clerk	Julie Hefner	50%	
	Sr. Customer Service Rep	Merinda Arthurs	50%	
	Customer Service Rep	Robin Little	50%	
	Totals			

2024-2025

WATER & SEWER FUND

Administration

Code Number	Item	Remarks	2024-2025 Requested	2024-2025 Proposed	2024-2025 Final
31.7110.5800	Capital Outlay- Improvements	New Development	70,000	70,000	70,000
31.7110.7400	Captial Outlay - Equipment		0	0	0
31.7110.6900	Grants				
31.7110.7100	Debt Service	Bond Payment Downtown Water/Sewer	337,300	339,100	339,100
	Totals		407,300	409,100	409,100

CITY OF CHERRYVILLE EXPENDITURES BY OBJECT



2024-2025

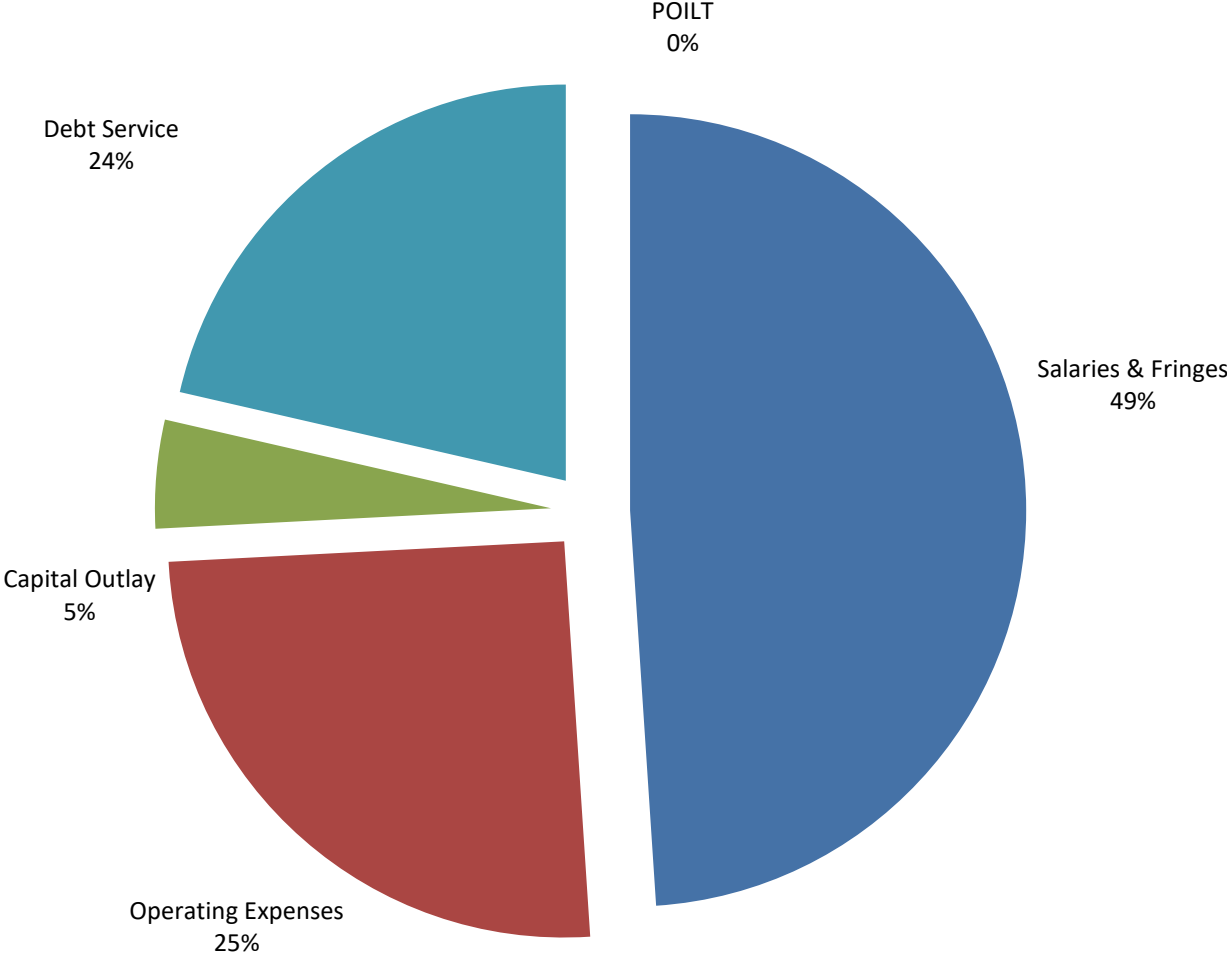
WATER & SEWER FUND

Administration

	2022-2023 Actual	2023-2024 Budget	Estimate Entire Year	2024-2025 Proposed	2024-2025 Final
Salaries & Fringes	636,812	714,100	675,500	775,500	782,600
Operating Expenses	367,197	385,950	425,800	399,600	399,600
Capital Outlay	179,931	70,000	0	70,000	70,000
Grants	1,680	0	0	0	0
Debt Service	340,200	337,300	337,300	339,100	339,100
POILT	0	0	0	0	0
Totals	1,525,820	1,507,350	1,438,600	1,584,200	1,591,300

City of Cherryville

Expenditures by Object - Water Administration



CITY OF CHERRYVILLE
ANNUAL BUDGET EXPENDITURES ESTIMATE



2024-2025
WATER & SEWER FUND

Water Plant

Code Number	Account	2022-2023 Actual	2023-2024 Budget	Actual Year to Date	Estimate Entire Year	2024-2025 Requested	2024-2025 Proposed	2024-2025 Final
31.7130.0020	Salaries	252,543	282,000	207,650	290,000	262,000	275,000	275,000
31.7130.0030	Holiday Pay	0	10,000	0	0	11,000	13,000	13,000
31.7130.0100	Overtime	11,347	0	12,055	20,000	10,000	10,000	10,000
31.7130.0700	Certifications	0	0	0	0	0	5,000	5,000
31.7130.0800	Longevity	4,931	5,800	5,128	5,200	2,200	2,200	2,200
31.7130.0900	FICA Tax	20,003	23,000	17,188	25,000	21,000	24,000	24,000
31.7130.1000	LGERS Retirement	32,634	39,000	29,048	40,000	38,000	40,000	40,000
31.7130.1010	401 (k) Contribution	13,151	15,000	10,985	16,000	14,000	16,000	16,000
31.7130.1100	Medical Insurance	58,527	77,000	42,963	63,000	72,000	72,000	72,000
31.7130.1110	Dental Insurance	2,061	3,200	1,533	2,300	2,500	2,500	2,500
31.7130.1300	State Employment Tax	123	3,000	1,267	3,200	2,800	2,900	2,900
31.7130.1310	Water Purchased	6,867	4,500	20,445	20,445	4,500	4,500	4,500
31.7130.1820	Professional Services	0	5,000	3,855	5,000	5,000	5,000	5,000
31.7130.2100	Uniforms	412	700	200	700	700	700	700
31.7130.2500	Fuel & Motor Oil	3,736	5,000	3,048	5,100	5,000	5,000	5,000
31.7130.2510	Automotive Supplies	423	4,000	527	1,000	4,000	4,000	4,000
31.7130.2600	Office Supplies	778	3,500	0	0	0	0	0
31.7130.2610	Dept Supplies	3,129	2,600	4,181	6,100	6,100	6,100	6,100
31.7130.3100	Travel & Training	100	3,000	4,666	6,000	3,000	3,000	3,000
31.7130.3200	Telephone	199	600	328	800	600	800	800
31.7130.3300	Utilities	92,037	100,000	62,627	81,000	100,000	100,000	100,000

**CITY OF CHERRYVILLE
ANNUAL BUDGET EXPENDITURES ESTIMATE**



**2024-2025
WATER & SEWER FUND**

Water Plant

Code Number	Account	2022-2023 Actual	2023-2024 Budget	Actual Year to Date	Estimate Entire Year	2024-2025 Requested	2024-2025 Proposed	2024-2025 Final
31.7130.3310	Heating Fuel	1,448	3,000	1,522	3,000	3,000	3,000	3,000
31.7130.3500	Maintenance Bldg & Grounds	6,593	38,000	2,107	19,000	38,000	38,000	38,000
31.7130.3520	Equipment Maintenance & Repair	85,257	200,000	15,456	195,000	200,000	200,000	200,000
31.7130.3700	Advertising	0	500	0	0	500	0	0
31.7130.4000	Chemicals & Lab Supplies	138,142	135,000	92,183	125,000	135,000	135,000	135,000
31.7130.4400	Contract Services	109,483	120,000	21,516	70,000	120,000	120,000	120,000
31.7130.4700	Permits/Certifications	2,405	2,000	2,760	3,000	2,000	3,000	3,000
31.7130.4710	Dues & Subscriptions	323	1,400	320	1,400	1,400	1,000	1,000
31.7130.5800	Capital Outlay - Improvements	0	40,000	0	0	60,000	60,000	60,000
31.7130.7400	Capital Outlay - Equipment	82,120	0	0	0	0	0	0
TOTALS		\$ 928,772	\$ 1,126,800	\$ 563,557	\$ 1,007,245	\$ 1,124,300	\$ 1,151,700	\$ 1,151,700

Annual Budget Request - Position Request

2024-2025

WATER & SEWER FUND

Water Plant

Code Number	Position	Name	% of Salary
31.7130.0020	Water Plant Superintendent	Bryan Williams	100%
	Water Plant Operator	Haylee Harrelson	100%
	Water Plant Operator	Cynthia Payne	100%
	Water Plant Operator	David Whitesides	100%
	Water Plant Operator	Tim Abernethy	100%
	Water Plant Operator	Caleb Short	100%
	Totals		

2024-2025

WATER & SEWER FUND

Water Plant

Code Number	Item	Remarks	2024-2025 Requested	2024-2025 Proposed	2024-2025 Final
31.7130.5800	Capital Outlay - Improvements				
31.7130.7400	Capital Outlay - Equipment	High Service Pump #2	60,000	60,000	60,000
	Totals		60,000	60,000	60,000

CITY OF CHERRYVILLE EXPENDITURES BY OBJECT



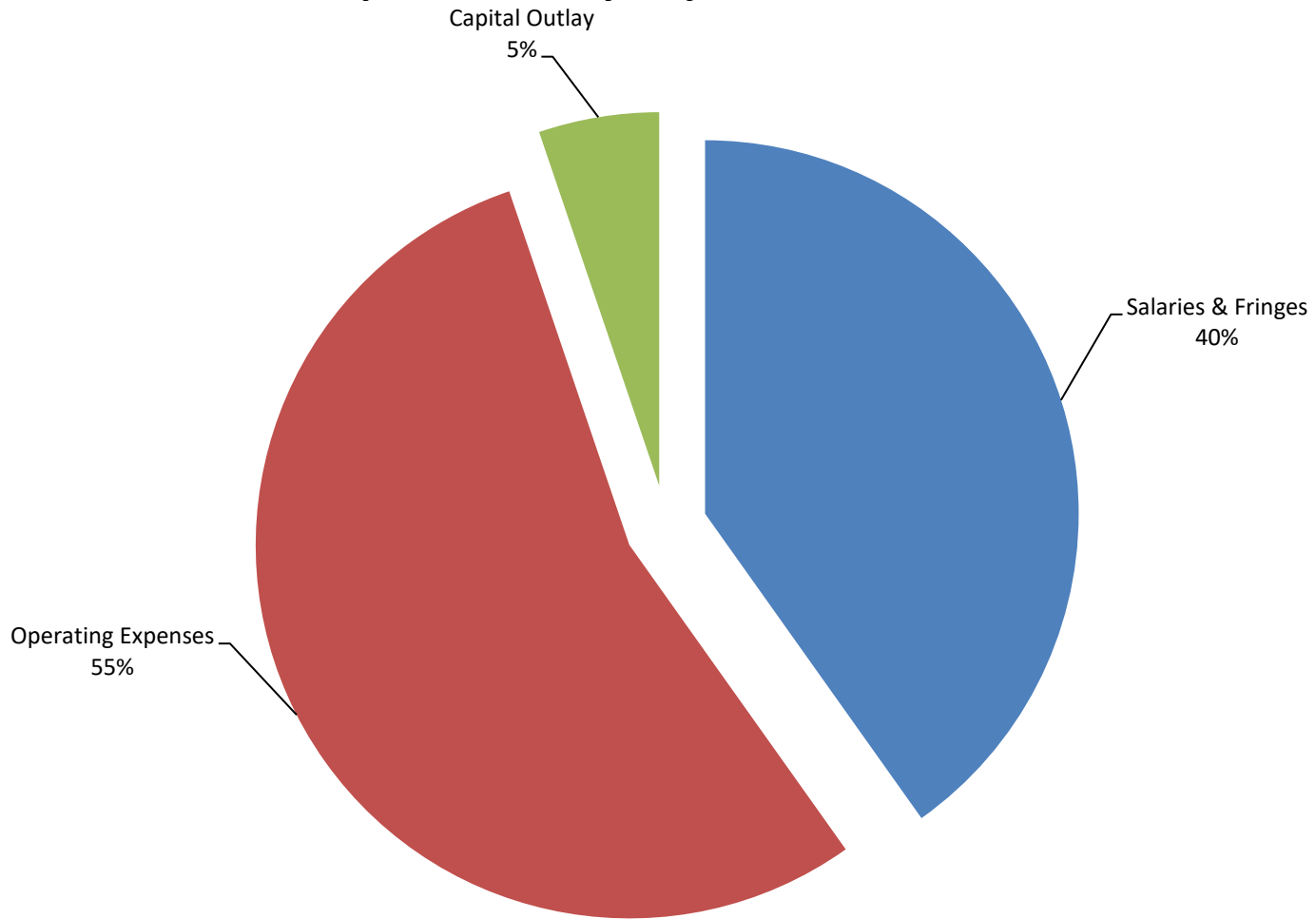
2024-2025

WATER & SEWER FUND

Water Plant

	2022-2023 Actual	2023-2024 Budget	Estimate Entire Year	2024-2025 Proposed	2024-2025 Final
Salaries & Fringes	395,321	458,000	464,700	462,600	462,600
Operating Expenses	451,331	628,800	542,545	629,100	629,100
Capital Outlay	82,120	40,000	0	60,000	60,000
Totals	928,772	1,126,800	1,007,245	1,151,700	1,151,700

City of Cherryville Expenditures by Object - Water Plant



**CITY OF CHERRYVILLE
ANNUAL BUDGET EXPENDITURES ESTIMATE**



**2024-2025
WATER & SEWER FUND**

Wastewater Treatment Plant

Code Number	Account	2022-2023 Actual	2023-2024 Budget	Actual Year to Date	Estimate Entire Year	2024-2025 Requested	2024-2025 Proposed	2024-2025 Final
31.7140.0020	Salaries	205,057	214,000	157,885	225,000	216,000	230,000	230,000
31.7140.0030	Holiday Pay	0	0	0	0	0	0	0
31.7140.0100	Overtime	21,952	20,000	17,863	27,000	20,000	25,000	25,000
31.7140.0700	Certifications	0	0	0	0	0	5,000	5,000
31.7140.0800	Longevity	4,169	4,700	4,637	4,700	5,000	5,000	5,000
31.7140.0900	FICA Tax	17,676	17,200	13,800	20,000	18,000	20,000	20,000
31.7140.1000	LGERS Retirement	28,140	29,000	23,305	34,000	31,000	33,000	33,000
31.7140.1010	401 (k) Contribution	11,345	12,000	8,788	13,000	12,000	13,000	13,000
31.7140.1100	Medical Insurance	39,244	43,000	30,390	44,000	48,000	48,000	48,000
31.7140.1110	Dental Insurance	1,381	1,700	1,011	1,700	1,600	1,600	1,600
31.7140.1300	State Employment Tax	88	2,300	662	2,600	2,300	2,400	2,400
31.7140.1820	Professional Services	39,104	39,000	28,431	39,000	39,000	39,000	39,000
31.7140.2100	Uniforms	1,044	1,000	0	0	1,000	1,000	1,000
31.7140.2500	Fuel & Motor Oil	2,425	4,000	3,252	5,200	4,000	4,000	4,000
31.7140.2600	Office Supplies	749	0	0	0	0	0	0
31.7140.2610	Dept Supplies	4,961	8,000	3,197	4,000	8,000	8,000	8,000
31.7140.3100	Travel & Training	340	2,000	2,645	3,000	2,000	2,000	2,000
31.7140.3200	Telephone	3,920	2,500	2,092	2,800	2,500	2,800	2,800
31.7140.3300	Utilities	65,003	67,000	50,032	63,000	67,000	67,000	67,000
31.7140.3500	Maintenance Bldg & Grounds	30,546	28,500	2,500	4,000	28,500	4,000	4,000
31.7140.3520	Equipment Maintenance & Repair	75,291	150,000	76,784	80,000	75,000	75,000	75,000

**CITY OF CHERRYVILLE
ANNUAL BUDGET EXPENDITURES ESTIMATE**



**2024-2025
WATER & SEWER FUND**

Wastewater Treatment Plant

Code Number	Account	2022-2023 Actual	2023-2024 Budget	Actual Year to Date	Estimate Entire Year	2024-2025 Requested	2024-2025 Proposed	2024-2025 Final
31.7140.3530	Auto & Truck Maintenance	177	1,500	702	1,500	1,500	1,500	1,500
31.7140.3700	Advertising	0	300	0	0	300	0	0
31.7140.4000	Lab Supplies	10,312	14,500	3,985	10,000	14,500	14,500	14,500
31.7140.4010	Chemicals	13,147	16,000	6,576	14,000	16,000	16,000	16,000
31.7140.4400	Contract Services	9,710	15,000	10,276	9,000	15,000	15,000	15,000
31.7140.4420	Land Application Fees	4,896	35,000	34,553	35,000	35,000	35,000	35,000
31.7140.4700	Permits & Certifications	4,650	4,650	3,810	4,650	4,650	4,700	4,700
31.7140.4710	Dues & Subscriptions	1,201	5,400	0	2,000	5,400	5,400	5,400
31.7140.5800	Capital Outlay -Improvements	361,807	100,000	179,741	0	400,000	0	0
31.7140.7100	Capital Outlay - Installment	0	0	0	0	0	0	0
31.7140.7400	Capital Outlay - Equipment	92,850	0	274,077	290,000	0	20,000	20,000
TOTALS		\$ 1,051,185	\$ 838,250	\$ 940,994	\$ 939,150	\$ 1,073,250	\$ 697,900	\$ 697,900

Annual Budget Request - Position Request

2024-2025

WATER & SEWER FUND

Wastewater Treatment Plant

Code Number	Position	Name	% of Salary
31.7140.0020	Wastewater Superintendent Wastewater Plant Lab Tech/Backup ORC Wastewater Maintenance Wastewater Maintenance	Larry Wright Chris Heedick John Leonell Trevor Haynes	100% 100% 100% 100%
	Totals		

2024-2025

WATER & SEWER FUND

Wastewater Treatment Plant

Code Number	Item	Remarks		2024-2025 Requested	2024-2025 Proposed	2024-2025 Final
31.7140.5800	Capital Outlay - Improvements	Renovating Oxidation Ditch		400,000	0	0
31.7140.7400	Capital Outlay - Equipment	Scag Mower		20,000	20,000	20,000
	Totals			420,000	20,000	20,000

CITY OF CHERRYVILLE EXPENDITURES BY OBJECT



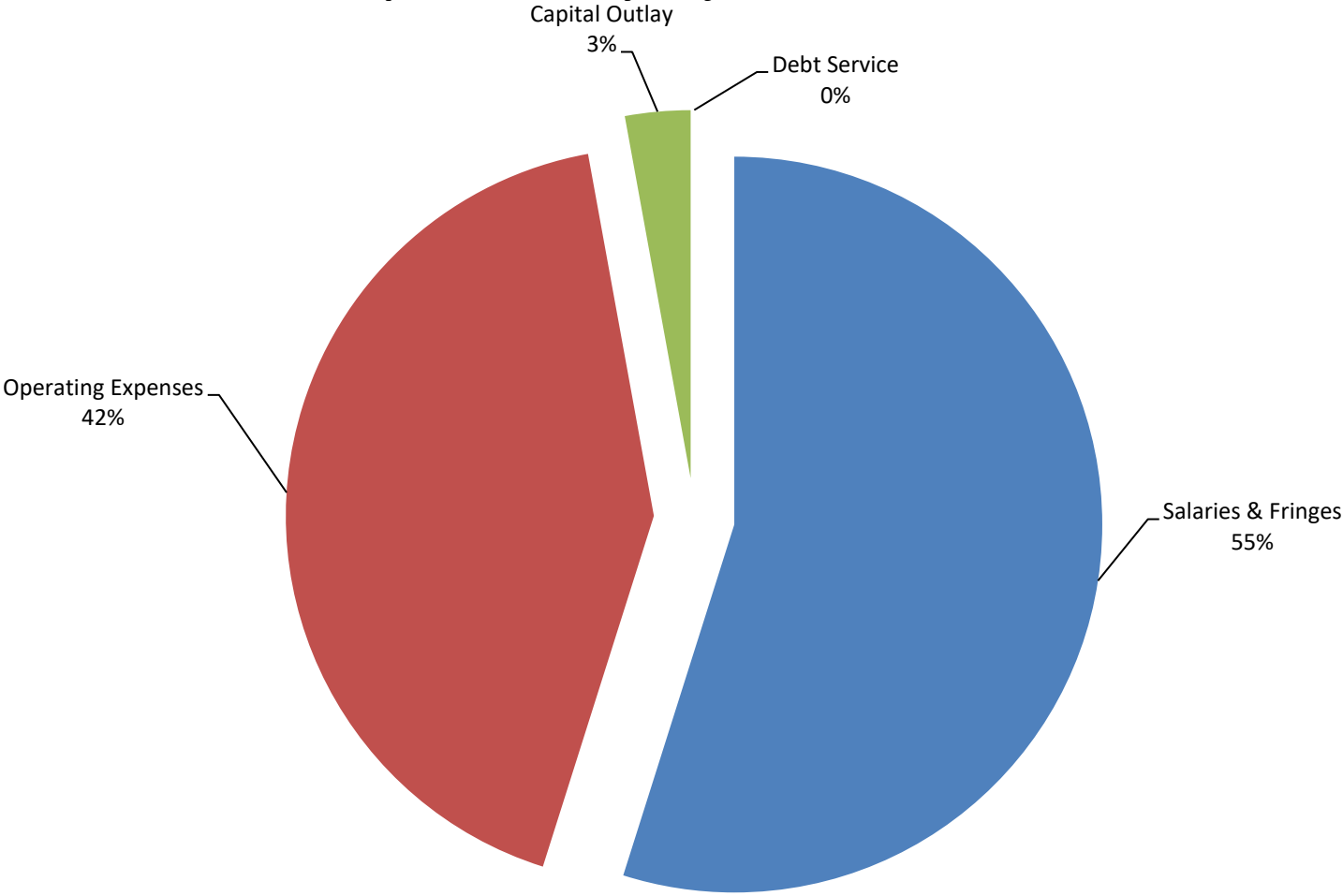
2024-2025

WATER & SEWER FUND

Wastewater Treatment Plant

	2022-2023 Actual	2023-2024 Budget	Estimate Entire Year	2024-2025 Proposed	2024-2025 Final
Salaries & Fringes	329,054	343,900	372,000	383,000	383,000
Operating Expenses	267,474	394,350	277,150	294,900	294,900
Capital Outlay	454,657	100,000	290,000	20,000	20,000
Debt Service	0	0	0	0	0
Totals	1,051,185	838,250	939,150	697,900	697,900

City of Cherryville Expenditures by Object - Waste Water



2024-2025



Cherryville Main Street Program

Code Number	Item	2024-2025 Requested	2024-2025 Proposed	2024-2025 Final
	Promotions Team 2024 2025 Proposed Main Street Budget			
10.4920.5900	Marketing For Main Street (digital marketing, County, State and Local including Tourism	1,000.00	1,000.00	1,000.00
	CMSP Advertising for events, news paper digital	0.00	0.00	0.00
	Small Business Saturday (Nov 2025)	100.00	100.00	100.00
	Holiday Market On Main Street (Nov 2025)	250.00	250.00	250.00
	Third Thursdays - Bands, Marketing, Promotionsal items, we will also seek sponsors.	3,000.00	3,000.00	3,000.00
	Promotional Items for Main Street {T-shirts, Table Cloths, Tables, small Give aways)	1,000.00	1,000.00	1,000.00
	CMSP 23/24 Yearly Kick off	800.00	800.00	800.00
	Sip and Shop events	100.00	100.00	100.00
	Main Street Contest to encourage shopping	1,400.00	1,400.00	1,400.00
	Juneteenth - New Federal Event	3,000.00	3,000.00	3,000.00
	Design Team 2024 2025 Proposed Main Street Budget			
	New Christmas Lights and Decorations for Main Street and Mini Park:			
	<i>Replacment bulbs for Wreaths and Snowflakes for Main Street and City Hall Christmas Tree</i>	5,000.00	5,000.00	5,000.00
	<i>New decorations for Main Street Stand up decorations for Mountain St and additions to Main Street</i>	0.00	0.00	0.00
	Lights and Timers for new Trees in bumpouts on Main.	2,500.00	2,500.00	2,500.00
	New Planting pots for Main Street Side Walks Pink St to Mountain St	5,000.00	5,000.00	5,000.00
	New Annual Plantings for Main Street seasonal plants in bulb outs and planting pots	17,500.00	17,500.00	17,500.00
	Art for Main Street and Flags for Mini Park	5,000.00	5,000.00	5,000.00
	Public School Art On Main - Projects that will not be finished until the 2023/2024 budget	0.00	0.00	0.00
	Wayfinding Signs on Main Street - Design Team will work on in the future	0.00	0.00	0.00
	New Welcome To Cherryville Main Street Signs and flowers for Mulberry and Depot/Main	7,500.00	7,500.00	7,500.00
	Mini Park upgrades - New Mulch, Lighting, Plantings, upkeep	4,000.00	4,000.00	4,000.00
	New Banners for Main Street	5,000.00	5,000.00	5,000.00

2024-2025

Cherryville Main Street Program



Code Number	Item		2024-2025 Requested	2024-2025 Proposed	2024-2025 Final
	Economic Development Team 2024 2025 Proposed Main Street Budget				
	New Recruitment Brochures for mailing		100.00	100.00	100.00
	New Entrepreneur Business Grants for New Creative Business		2,500.00	2,500.00	2,500.00
	Main Street Office Proposed 2024 2025 Budget				
	Main Street Annual Dues for National Main Street		475.00	475.00	475.00
	Send Director To Main Street Bi Annual Meeting and Conferences - Required by NCMS		650.00	650.00	650.00
	Send CMSP delegation to NCMS Conference - Main Street Teams included for Chairpersons		3,800.00	3,800.00	3,800.00
	Main Street Required Training for New Members		250.00	250.00	250.00
	Technial Support and Computer and Video Equipment and Dues for Software		2,500.00	2,500.00	2,500.00
	ARB				
	Facade/Roof/Building Improvement Grants		75,000.00	75,000.00	75,000.00
	New Window Upgrades grant		10,000.00	10,000.00	10,000.00
	Miscellaneous				
	Camera System for Downtown		22,470.00	0.00	0.00
	Totals		179,895	157,425	157,425

City of Cherryville		Schedule of Debt					
2024-2025	2024-2025	2025-2026	2026-2027	2027-2028	2028-2029	2029-2030	
ITEM	FY	FY	FY	FY	FY	FY	
Downtown MS (21/22)	244,200.00	237,600.00	231,000.00	224,400.00	217,800.00	211,200.00	▶
Fire Facility (USDA)	80,070.00	80,070.00	80,070.00	80,070.00	80,070.00	80,070.00	▶
Fire Facility (BB&T)							
Fire Truck (20/21)	105,226.13	105,226.13	105,226.13	105,226.13	105,226.13		▶
Air Packs (20/21)	29,190.08	29,190.08	29,190.08				
Wa/Sw Projects (21/22)	339,100.00	340,500.00	341,500.00	337,200.00	337,600.00	337,600.00	▶
Lincolnton Wa Inter. (05/06)							
Ballard Park Exp. (05/06)							
TOTALS	797,786.21	792,586.21	786,986.21	746,896.13	740,696.13	628,870.00	▶



City of Cherryville 2024-2025

Taxes:

Effective July 2024

Tax Rate:	\$ 0.48 per \$100
Vehicle Tag Fee	\$ 10.00 per vehicle

Landfill Fees:

Effective July 2024 superseding all existing rates:

Service:

Residential	\$15.00 per container
Commercial/Industrial	\$18.00 per container

Outside Residential rates shall be two times the inside Residential rates.

New/Replacement Container:

\$75.00 Per Garbage Container

Special Garbage Pick Up Fees:

Effective July 2024 superseding all existing rates

Current levels:	\$ 25.00
	\$ 50.00
	\$ 75.00
	\$100.00



CITY OF CHERRYVILLE **ELECTRIC RATES**

UNDERGROUND SERVICE:

Effective July 1, 2024, superseding all existing rates

Existing Service	\$250.00 for the 1 st 100feet and \$2/foot over 100 feet same as above
New Service	\$350.00 for the 1 st 100feet and \$3/foot over 100 feet same as above

ELECTRIC METERS:

Effective July 1, 2024 superseding all existing rates

Meter Damage Fee	\$250.00
------------------	----------



CITY OF CHERRYVILLE, NC

Written Retail Electric Rates

Effective July 1, 2024

**Approved 7/1/2021 Commercial Businesses on CP on OP Rates will
assume appropriate commercial rates and implement
economic development rider decreasing in percentage
over 5 year period (20% ,15%,10%,5%,0%)
5% FY 2024-2025**

**CITY OF CHERRYVILLE
SCHEDULE R
RESIDENTIAL SERVICE
E10**

AVAILABILITY

Available only when electric service is used for domestic purposes in and about residential unit (i.e. houses, condominiums, mobile homes, or individually-metered apartments). This schedule is not available for any commercial or industrial application. Delivery of service under this schedule shall be to the customer's premises at one point of delivery through one meter.

TYPE OF SERVICE

The City will furnish 60 Hertz service through one meter, at one delivery point, at one of the following approximate voltages where available:

Single phase, 120/240 volts; or
3 phase, 208Y/120 volts; or other available voltages at the City's option.

Motors in excess of 2 HP, frequently started, or arranged for automatic control, must be of a type to take the minimum starting current and must be equipped with controlling devices approved by the City.

Three phase service will be supplied, if available. Where three phase and single phase service is supplied through the same meter, it will be billed on the rate below. Where three phase service is supplied through a separate meter, it will be billed on the applicable General Service Schedule.

MONTHLY RATE:

Basic Facilities Charge	\$13.05
First 500 kWh	\$ 0.10782 per kWh
Next 500 kWh	\$ 0.10655 per kWh
All over 1000 kWh	\$ 0.10177 per kWh

APPROVED FUEL CHARGE

The City's approved fuel charge over or under the Rates set forth above, if any, will apply to all service supplied under this Schedule.

RESIDENTIAL SERVICE (Continued)*DETERMINATION OF ENERGY*

The kWh of energy shall be the difference between the current month's watt-hour meter reading and the previous month's watt-hour reading.

DISCONNECTION POLICY

The City will charge a disconnection fee of \$50.00 if service is not paid in full by 5:00 pm on the 25th of the month. An additional fee of \$25.00 will be charged to all customers who request service to be reconnected after 5:00 pm or on weekends or municipal holidays.

SALES TAX

Any applicable North Carolina state or local sales tax will be added to the customer's total charges for the month, determined in accordance with the above electrical rates.

PAYMENT

Bills under this Schedule are due and payable on the date of the bill at the office of the City

CONTRACT PERIOD

The original terms of this contract shall be one year, and thereafter until terminated by either party on thirty days written notice.

HARDSHIP REBATE

All qualifying hardship can receive a 10% rebate annually: Applications available the Utilities/Finance office.

Effective July 1, 2024, superseding all previous rates.

CITY OF CHERRYVILLE
SCHEDULE G1
SMALL COMMERCIAL SERVICE (0-100 kW)
G10 & G12 (KWh-only)

AVAILABILITY

Available to the individual customer with monthly billing demand of 100 kW or less.

Service under this Schedule shall be used solely by the contracting customer in a single enterprise, located entirely on a single contiguous premises.

This Schedule is not available to the individual customer who qualifies for a residential schedule; and power delivered hereunder shall not be used for resale or exchange or in parallel with other electric power, or as a substitute for power contracted for or which may be contracted for under any other schedule of the City, except at the option of the City, under special terms and conditions expressed in writing in the contract with the Customer.

The obligations of the City in regard to supplying power are dependent upon its securing and retaining all necessary rights-of-ways, privileges, franchises and permits, for the delivery of such power, and the City shall not be liable to any customer or applicant for power in the event it is delayed in, or is prevented from furnishing the power by its failure to secure and retain such rights-of-way, rights, privileges, franchise, and permits.

TYPE OF SERVICE

The City will furnish 60 Hertz service through one meter, at one delivery point, at one of the following approximate voltages where available:

Single-phase, 120/240 volts; or

3 phase, 208Y/120 volts, 480Y/277 volts; or

3 phase, 3 wire, 240, 480 volts, or

3 phase voltages other than the foregoing, but only at the City's option, and provided that the size of the Customer's contract warrants a substation solely to serve that Customer, and further provided that the Customer furnish suitable outdoor space on the premises to accommodate a ground-type transformer installation, or substation, or a transformer vault built in accordance with the City's specifications.

The type of service supplied will depend upon the voltage available. Prospective customers should ascertain the available voltage by inquiry at the office of the City before purchasing equipment.

SMALL COMMERCIAL SERVICE (Continued)

Motors of less than 5 HP may be single-phase. All motors of more than 5 HP must be equipped with starting compensators and all motors of more than 25 HP must be of the slip ring type except that the City reserves the right, when in its opinion the installation would not be detrimental to the service of the City, to permit other types of motors.

MONTHLY RATE:

Basic Facilities Charge	\$18.99
Demand Charges:	
First 30 kW of billing demand	no charge
All over 30 kW of billing demand	\$ 8.64
Energy Charges:	
For the first 100 kWh per kW of billing demand	
First 3000 kWh	\$ 0.1484 per kWh
All over 3000 kWh	\$ 0.0945 per kWh
For the next 200 kWh per kW of billing demand	\$ 0.0932 per kWh
For all over 300 kWh per kW of billing demand	\$ 0.0825 per kWh

APPROVED FUEL CHARGE

The City's approved fuel charge over or under the Rates set forth above, if any, will apply to all service supplied under this Schedule.

DEFINITION OF "MONTH"

The term "month" as used in the Schedule means the period intervening between meter readings for the purposes of monthly billing, such readings being taken once a month.

DETERMINATION OF BILLING DEMAND

The City will install a permanent demand meter when the monthly consumption of the Customer equals or exceeds 3,000 kWh, or when tests indicate a demand of 15 kW or more; however, at its option, the City may install such a meter for any Customer served under this Schedule. The demand for billing purposes each month shall be the greater of: (a) the maximum integrated thirty-minute demand in the current month, (b) 50% of the customer's contract demand, or (c) 30 kilowatts.

SMALL COMMERCIAL SERVICE (Continued)*DETERMINATION OF ENERGY*

The kWh of energy shall be the difference between the current month's watt-hour meter reading and the previous month's watt-hour meter reading.

MINIMUM BILL

The minimum bill shall be one of the following at the City's option:

(a) \$1.56 per kW per month of contract demand. The City will choose this option when a demand meter is to be installed and when its standard long form contract is used. If the Customer's measured demand exceeds the contract demand, the City may, at any time, establish the minimum as covered in (b) below.

(b) \$1.56 per kW per month of the maximum integrated demand in the current month. The City will choose this option when a demand meter is to be installed and when its standard long form contract will not be used.

(c) Not less than \$18.99.

POWER FACTOR CORRECTION

When the average monthly power factor of the Customer's power requirements is less than 85 percent, the City may correct the integrated demand in kilowatts for that month by multiplying by 85 percent and dividing by the average power factor in percent for that month.

DISCONNECTION POLICY

The City will charge a disconnection fee of \$50.00 if service is not paid in full by 5:00 pm on the 25th of the month. An additional fee of \$25.00 will be charged to all customers who request service to be reconnected after 5:00 pm or on weekends or municipal holidays.

SALES TAX

Any applicable North Carolina state or local sales tax will be added to the customer's total-charges for the month, determined in accordance with the above electrical rates.

SMALL GENERAL SERVICE (Continued)

PAYMENT

Bills under this Schedule are due and payable on the date of the bill at the office of the City.

CONTRACT PERIOD

Each customer shall enter into a contract to purchase electricity from the City for a minimum original term of one (1) year, and thereafter from year to year upon the condition that either party can terminate the contract at the end of the original term, or at any time thereafter, by giving at least sixty (60) days previous notice of such termination in writing; but the City may require a contract for a longer original term of years where the requirement is justified by the circumstances.

Effective July 1, 2024, superseding all previous rates.

**CITY OF CHERRYVILLE
SCHEDULE G2
MEDIUM COMMERCIAL SERVICE (100-250 kW)
G20**

AVAILABILITY

Available to the individual customer whose monthly demand is 100 kW or greater in any three months of the preceding twelve months but is less than 250 kW.

Service under this Schedule shall be used solely by the contracting customer in a single enterprise, located entirely on a single contiguous premises.

This Schedule is not available to the individual customer who qualifies for a residential schedule; and power delivered hereunder shall not be used for resale or exchange or in parallel with other electric power, or as a substitute for power contracted for or which may be contracted for under any other schedule of the City, except at the option of the City, under special terms and conditions expressed in writing in the contract with the Customer.

The obligations of the City in regard to supplying power are dependent upon its securing and retaining all necessary rights-of-ways, privileges, franchises and permits, for the delivery of such power, and the City shall not be liable to any customer or applicant for power in the event it is delayed in, or is prevented from furnishing the power by its failure to secure and retain such rights-of-way, rights, privileges, franchise, and permits.

TYPE OF SERVICE

The City will furnish 60 Hertz service through one meter, at one delivery point, at one of the following approximate voltages where available:

Single-phase, 120/240 volts; or
3 phase, 208Y/120 volts, 480Y/277 volts; or
3 phase, 3 wire, 240, 480 volts, or
3 phase voltages other than the foregoing, but only at the City's option, and provided that the size of the Customer's contract warrants a substation solely to serve that Customer, and further provided that the Customer furnish suitable outdoor space on the premises to accommodate a ground-type transformer installation, or substation, or a transformer vault built in accordance with the City's specifications.

The type of service supplied will depend upon the voltage available. Prospective customers should ascertain the available voltage by inquiry at the office of the City before purchasing equipment.

MEDIUM COMMERCIAL SERVICE (Continued)

Motors of less than 5 FIP may be single-phase. All motors of more than 5 HP must be equipped with starting compensators and all motors of more than 25 HP must be of the slip ring type except that the City reserves the right, when in its opinion the installation would not be detrimental to the service of the City, to permit other types of motors.

MONTHLY RATE:

Basic Facilities Charge	\$52.27
Demand Charges:	
First 30 kW of billing demand	no charge
All over 30 kW of billing demand	\$ 9.32
Energy Charges:	
For the first 100 kWh per kW of billing demand	\$ 0.1077 per kWh
For the next 200 kWh per kW of billing demand	\$ 0.0891 per kWh
For all over 300 kWh per kW of billing demand	\$ 0.0706 per kWh

APPROVED FUEL CHARGE

The City's approved fuel charge over or under the Rates set forth above, if any, will apply to all service supplied under this Schedule.

DEFINITION OF "MONTH"

The term "month" as used in the Schedule means the period intervening between meter readings for the purposes of monthly billing, such readings being taken once a month.

DETERMINATION OF BILLING DEMAND

The demand for billing purposes each month shall be the greater of (a) the maximum integrated thirty-minute demand in the current month, (b) 50% of the customer's contract demand, or (c) 30 kilowatts.

MEDIUM COMMERCIAL SERVICE (Continued)

DETERMINATION OF ENERGY

The kWh of energy shall be the difference between the current month's watt-hour meter reading and the previous month's watt-hour meter reading.

MINIMUM BILL

The minimum bill shall be one of the following at the City's option:

(a) \$1.56 per kW per month of contract demand. The City will choose this option when a demand meter is to be installed and when its standard long form contract is used. If the Customer's measured demand exceeds the contract demand, the City may, at any time, establish the minimum as covered in (b) below.

(b) \$1.56 per kW per month of the maximum integrated demand in the current month. The City will choose this option when a demand meter is to be installed and when its standard long form contract will not be used.

(c) Not less than \$52.27.

POWER FACTOR CORRECTION

When the average monthly power factor of the Customer's power requirements is less than 85 percent, the City may correct the integrated demand in kilowatts for that month by multiplying by 85 percent and dividing by the average power factor in percent for that month.

DISCONNECTION POLICY

The City will charge a disconnection fee of \$50.00 if service is not paid in full by 5:00 pm on the 25th of the month. An additional fee of \$25.00 will be charged to all customers who request service to be reconnected after 5:00 pm or on weekends or municipal holidays.

SALES TAX

Any applicable North Carolina state or local sales tax will be added to the customer's total charges for the month, determined in accordance with the above electrical rates.

MEDIUM COMMERCIAL SERVICE (Continued)*PAYMENT*

Bills under this Schedule are due and payable on the date of the bill at the office of the City.

CONTRACT PERIOD

Each customer shall enter into a contract to purchase electricity from the City for a minimum original term of one (1) year, and thereafter from year to year upon the condition that either party can terminate the contract at the end of the original term, or at any time thereafter, by giving at least sixty (60) days previous notice of such termination in writing; but the City may require a contract for a longer original term of years where the requirement is justified by the circumstances.

Effective July 1, 2024, superseding all previous rates.

**CITY OF CHERRYVILLE
SCHEDULE G3
LARGE COMMERCIAL SERVICE (OVER 250 kW)
G30**

AVAILABILITY

Available to the individual customer whose monthly demand is 250 kW or greater in any three months of the preceding twelve months.

Service under this Schedule shall be used solely by the contracting customer in a single enterprise, located entirely on a single contiguous premises.

This Schedule is not available to the individual customer who qualifies for a residential schedule; and power delivered hereunder shall not be used for resale or exchange or in parallel with other-electric power, or as a substitute for power contracted for or which may be contracted for under any other schedule of the City, except at the option of the City, under special terms and conditions expressed in writing in the contract with the Customer.

The obligations of the City in regard to supplying power are dependent upon its securing and retaining all necessary rights-of-ways, privileges, franchises and permits, for the delivery of such power, and the City shall not be liable to any customer or applicant for power in the event it is delayed in, or is prevented from furnishing the power by its failure to secure and retain such rights-of-way, rights, privileges, franchise, and permits.

TYPE OF SERVICE

The City will furnish 60 Hertz service through one meter, at one delivery point, at one of the following approximate voltages where available:

Single-phase, 120/240 volts; or
3 phase, 208Y/120 volts, 480Y/277 volts; or
3 phase, 3 wire, 240, 480 volts, or
3 phase voltages other than the foregoing, but only at the City's option, and provided that the size of the Customer's contract warrants a substation solely to serve that Customer, and further provided that the Customer furnish suitable outdoor space on the premises to accommodate a ground-type transformer installation, or substation, or a transformer vault built in accordance with the City's specifications.

The type of service supplied will depend upon the voltage available. Prospective customers should ascertain the available voltage by inquiry at the office of the City before purchasing equipment.

LARGE COMMERCIAL SERVICE (Continued)

Motors of less than 5 HP may be single-phase. All motors of more than 5 HP must be equipped with starting compensators and all motors of more than 25 HP must be of the slip ring type except that the City reserves the right, when in its opinion the installation would not be detrimental to the service of the City, to permit other types of motors.

MONTHLY RATE:

Basic Facilities Charge	\$62.77
Demand Charges:	
First 30 kW of billing demand	no charge
All over 30 kW of billing demand	\$ 9.32
Energy Charges:	
For the first 100 kWh per kW of billing demand	\$ 0.0945 per kWh
For the next 200 kWh per kW of billing demand	\$ 0.0798 per kWh
For all over 300 kWh per kW of billing demand	\$ 0.0706 per kWh

APPROVED FUEL CHARGE

The City's approved fuel charge over or under the Rates set forth above, if any, will apply to all service supplied under this Schedule.

DEFINITION OF "MONTH"

The term of "month" as used in the Schedule means the period intervening between meter readings for the purposes of monthly billing, such readings being taken once a month.

DETERMINATION OF BILLING DEMAND

The demand for billing purposes each month shall be the greater of: (a) the maximum integrated thirty-minute demand in the current month, (b) 50% of the customer's contract demand, or (c) 30 kilowatts.

LARGE COMMERCIAL SERVICE (Continued)*DETERMINATION OF ENERGY*

The kWh of energy shall be the difference between the current month's watt-hour meter reading and the previous month's watt-hour meter reading.

MINIMUM BILL

The minimum bill shall be one of the following at the City's option:

- (a) \$1.56 per kW per month of contract demand. The City will choose this option when a demand meter is to be installed and when its standard long form contract is used. If the Customer's measured demand exceeds the contract demand, the City may, at any time, establish the minimum as covered in (b) below.
- (b) \$1.56 per kW per month of the maximum integrated demand in the current month. The City will choose this option when a demand meter is to be installed and when its standard long form contract will not be used.
- (c) Not less than \$62.77.

POWER FACTOR CORRECTION

When the average monthly power factor of the Customer's power requirements is less than 85 percent, the City may correct the integrated demand in kilowatts for that month by multiplying by 85 percent and dividing by the average power factor in percent for that month.

DISCONNECTION POLICY

The City will charge a disconnection fee of \$50.00 if service is not paid in full by 5:00 pm on the 25th of the month. An additional fee of \$25.00 will be charged to all customers who request service to be reconnected after 5:00 pm or on weekends or municipal holidays.

SALES TAX

Any applicable North Carolina state or local sales tax will be added to the customer's total charges for the month, determined in accordance with the above electrical rates.

LARGE COMMERCIAL SERVICE (Continued)

PAYMENT

Bills under this Schedule are due and payable on the date of the bill at the office of the City.

CONTRACT PERIOD

Each customer shall enter into a contract to purchase electricity from the City for a minimum original term of one (1) year, and thereafter from year to year upon the condition that either party can terminate the contract at the end of the original term, or at any time thereafter, by giving at least sixty (60) days previous notice of such termination in writing; but the City may require a contract for a longer original term of years where the requirement is justified by the circumstances.

Effective July 1, 2024, superseding all previous rates.

CITY OF CHERRYVILLE
SCHEDULE II
SMALL INDUSTRIAL SERVICE (0-100 kW)
I10

AVAILABILITY

Available only to establishments classified as "Manufacturing Industries" by the Standard Industrial Classification Manual, 1957 or later revision, published by the Bureau of the Budget, United States Government, and where more than 50% of the electric consumption of such establishment is used for its manufacturing processes and whose monthly demand is 100 kW or less.

Service under this Schedule shall be used solely by the contracting customer in a single enterprise, located entirely on a single contiguous premises.

This Schedule is not available for auxiliary or breakdown service and power delivered hereunder shall not be used for resale or exchange or in parallel with other electric power, or as a substitute for power contracted for or which may be contracted for or which may be contracted for under any other schedule of the City, except at the option of the City, under special terms and conditions expressed in writing in the contract with the Customer.

The obligations of the City in regard to supplying power are dependent upon its securing and retaining all necessary rights-of-ways, privileges, franchises and permits, for the delivery of such power, and the City shall not be liable to any customer or applicant for power in the event it is delayed in, or is prevented from furnishing the power by its failure to secure and retain such rights-of-way, rights, privileges, franchise, and permits.

TYPE OF SERVICE

The City will furnish 60 Hertz service through one meter, at one delivery point, at one of the following approximate voltages where available:

Single-phase, 120/240 volts; or

3 phase, 208Y/120 volts, 480Y/277 volts; or

3 phase, 3 wire, 240, 480 volts, or

3 phase voltages other than the foregoing, but only at the City's option, and provided that the size of the Customer's contract warrants a substation solely to serve that Customer, and further provided that the Customer furnish suitable outdoor space on the premises to accommodate a ground-type transformer installation, or substation, or a transformer vault built in accordance with the City's specifications.

SMALL INDUSTRIAL SERVICE (Continued)

The type of service supplied will depend upon the voltage available. Prospective customers should ascertain the available voltage by inquiry at the office of the City before purchasing equipment.

Motors of less than 5 HP may be single-phase. All motors of more than 5 HP must be equipped with starting compensators and all motors of more than 25 HP must be of the slip ring type except that the City reserves the right, when in its opinion the installation would not be detrimental to the service of the City, to permit other types of motors.

MONTHLY RATE:

Basic Facilities Charge	\$30.05
Demand Charges:	
First 30 kW of billing demand	no charge
All over 30 kW of billing demand	\$9.98
Energy Charges:	
For the first 100 kWh per kW of billing demand	
First 3000 kWh	\$ 0.1479 per kWh
All over 3000 kWh	\$ 0.0844 per kWh
For the next 200 kWh per kW of billing demand	\$ 0.0805 per kWh
For all over 300 kWh per kW of billing demand	\$ 0.0730 per kWh

APPROVED FUEL CHARGE

The City's approved fuel charge over or under the Rates set forth above, if any, will apply to all service supplied under this Schedule.

DEFINITION OF "MONTH"

The term "month" as used in the Schedule means the period intervening between meter readings for the purposes of monthly billing, such readings being taken once a month.

DETERMINATION OF BILLING DEMAND

The City will install a permanent demand meter when the monthly consumption of the Customer equals or exceeds 3,000 kWh, or when tests indicate a demand of 15 kW or more; however, at its option, the City may install such a meter for any Customer served under this Schedule. The demand for billing purposes each month shall be the greater of: (a) the maximum integrated thirty-minute demand in the current month, (b) 50% of the customer's contract demand, or (c) 30 kilowatts.

SMALL INDUSTRIAL SERVICE (Continued)*DETERMINATION OF ENERGY*

The kWh of energy shall be the difference between the current month's watt-hour meter reading and the previous month's watt-hour meter reading.

MINIMUM BILL

The minimum bill shall be one of the following at the City's option:

(a) \$1.56 per kW per month of contract demand. The City will choose this option when a demand meter is to be installed and when its standard long form contract is used. If the Customer's measured demand exceeds the contract demand, the City may, at any time, establish the minimum as covered in (b) below.

(b) \$1.56 per kW per month of the maximum integrated demand in the current month. The City will choose this option when a demand meter is to be installed and when its standard long form contract will not be used.

(c) Not less than \$30.05.

POWER FACTOR CORRECTION

When the average monthly power factor of the Customer's power requirements is less than 85 percent, the City may correct the integrated demand in kilowatts for that month by multiplying by 85 percent and dividing by the average power factor in percent for that month.

DISCONNECTION POLICY

The City will charge a disconnection fee of \$50.00 if service is not paid in full by 5:00 pm on the 25th of the month. An additional fee of \$25.00 will be charged to all customers who request service to be reconnected after 5:00 pm or on weekends or municipal holidays.

SALES TAX

Any applicable North Carolina state or local sales tax will be added to the customer's total charges for the month, determined in accordance with the above electrical rates.

SMALL INDUSTRIAL SERVICE (Continued)

PAYMENT

Bills under this Schedule are due and payable on the date of the bill at the office of the City.

CONTRACT PERIOD

Each customer shall enter into a contract to purchase electricity from the City for a minimum original term of one (1) year, and thereafter from year to year upon the condition that either party can terminate the contract at the end of the original term, or at any time thereafter, by giving at least sixty (60) days previous notice of such termination in writing; but the City may require a contract for a longer original term of years where the requirement is justified by the circumstances.

Effective July 1, 2024, superseding all previous rates.

CITY OF CHERRYVILLE
SCHEDULE I2
MEDIUM INDUSTRIAL SERVICE (100-250 kW)
I20

AVAILABILITY

Available only to establishments classified as "Manufacturing Industries" by the Standard Industrial Classification Manual, 1957 or later revision, published by the Bureau of the Budget, United States Government, and where more than 50% of the electric consumption of such establishment is used for its manufacturing processes and whose monthly demand exceeds 100 kW in any three months of the preceding twelve months but is less than 250 kW.

Service under this Schedule shall be used solely by the contracting customer in a single enterprise, located entirely on a single contiguous premises.

This Schedule is not available for auxiliary or breakdown service and power delivered hereunder shall not be used for resale or exchange or in parallel with other electric power, or as a substitute for power contracted for or which may be contracted for or which may be contracted for under any other schedule of the City, except at the option of the City, under special terms and conditions expressed in writing in the contract with the Customer.

The obligations of the City in regard to supplying power are dependent upon its securing and retaining all necessary rights-of-ways, privileges, franchises and permits, for the delivery of such power, and the City shall not be liable to any customer or applicant for power in the event it is delayed in, or is prevented from furnishing the power by its failure to secure and retain such rights-of-way, rights, privileges, franchise, and permits.

TYPE OF SERVICE

The City will furnish 60 Hertz service through one meter, at one delivery point, at one of the following approximate voltages where available:

Single-phase, 120/240 volts; or
3 phase, 208Y/120 volts, 480Y/277 volts; or
3 phase, 3 wire, 240, 480 volts, or
3 phase voltages other than the foregoing, but only at the City's option, and provided that the size of the Customer's contract warrants a substation solely to serve that Customer, and further provided that the Customer furnish suitable outdoor space on the premises to accommodate a ground-type transformer installation, or substation, or a transformer vault built in accordance with the City's specifications.

MEDIUM INDUSTRIAL SERVICE (Continued)

The type of service supplied will depend upon the voltage available. Prospective customers should ascertain the available voltage by inquiry at the office of the City before purchasing equipment.

Motors of less than 5 HP may be single-phase. All motors of more than 5 HP must be equipped with starting compensators and all motors of more than 25 HP must be of the slip ring type except that the City reserves the right, when in its opinion the installation would not be detrimental to the service of the City, to permit other types of motors.

MONTHLY RATE:

Basic Facilities Charge	\$52.27
Demand Charges:	
First 30 kW of billing demand	no charge
All over 30 kW of billing demand	\$9.98

Energy Charges:

For the first 100 kWh per kW of billing demand	
First 3000 kWh	\$ 0.1371 per kWh
All over 3000 kWh	\$ 0.0825 per kWh
For the next 200 kWh per kW of billing demand	\$ 0.0772 per kWh
For all over 300 kWh per kW of billing demand	\$ 0.0676 per kWh

APPROVED FUEL CHARGE

The City's approved fuel charge over or under the Rates set forth above, if any, will apply to all service supplied under this Schedule.

DEFINITION OF "MONTH"

The term "month" as used in the Schedule means the period intervening between meter readings for the purposes of monthly billing, such readings being taken once a month.

DETERMINATION OF BILLING DEMAND

The demand for billing purposes each month shall be the greater of: (a) the maximum integrated thirty-minute demand in the current month, (b) 50% of the customer's contract demand, or (c) 30' kilowatts.

MEDIUM INDUSTRIAL SERVICE (Continued)*DETERMINATION OF ENERGY*

The kWh of energy shall be the difference between the current month's watt-hour meter reading and the previous month's watt-hour meter reading.

MINIMUM BILL

The minimum bill shall be one of the following at the City's option:

- (a) \$1.56 per kW per month of contract demand. The City will choose this option when a demand meter is to be installed and when its standard long form contract is used. If the Customer's measured demand exceeds the contract demand, the City may, at any time, establish the minimum as covered in (b) below.
- (b) \$1.56 per kW per month of the maximum integrated demand in the current month. The City will choose this option when a demand meter is to be installed and when its standard long form contract will not be used.
- (c) Not less than \$52.27.

POWER FACTOR CORRECTION

When the average monthly power factor of the Customer's power requirements is less than 85 percent, the City may correct the integrated demand in kilowatts for that month by multiplying by 85 percent and dividing by the average power factor in percent for that month.

DISCONNECTION POLICY

The City will charge a disconnection fee of \$50.00 if service is not paid in full by 5:00 pm on the 25th of the month. An additional fee of \$25.00 will be charged to all customers who request service to be reconnected after 5:00 pm or on weekends or municipal holidays.

SALES TAX

Any applicable North Carolina state or local sales tax will be added to the customer's total Charges for the month, determined in accordance with the above electrical rates.

MEDIUM INDUSTRIAL SERVICE (Continued)

PAYMENT

Bills under this Schedule are due and payable on the date of the bill at the office of the City.

CONTRACT PERIOD

Each customer shall enter into a contract to purchase electricity from the City for a minimum original term of one (1) year, and thereafter from year to year upon the condition that either party can terminate the contract at the end of the original term, or at any time thereafter, by giving at least sixty (60) days previous notice of such termination in writing; but the City may require a contract for a longer original term of years where the requirement is justified by the circumstances.

Effective July 1, 2024, superseding all previous rates.

CITY OF CHERRYVILLE
SCHEDULE 13
LARGE INDUSTRIAL SERVICE (250 - 1000 kW)
I30

AVAILABILITY

Available only to establishments classified as "Manufacturing Industries" by the Standard Industrial Classification Manual, 1957 or later revision, published by the Bureau of the Budget, United States Government, and where more than 50% of the electric consumption of such establishment is used for its manufacturing processes and whose monthly demand exceeds 250 kW in any three months of the preceding twelve months but is less than 1000 kW.

Service under this Schedule shall be used solely by the contracting customer in a single enterprise, located entirely on a single contiguous premises.

This Schedule is not available for auxiliary or breakdown service and power delivered hereunder shall not be used for resale or exchange or in parallel with other electric power, or as a substitute for power contracted for or which may be contracted for or which may be contracted for under any other schedule of the City, except at the option of the City, under special terms and conditions expressed in writing in the contract with the Customer.

The obligations of the City in regard to supplying power are dependent upon its securing and retaining all necessary rights-of-ways, privileges, franchises and permits, for the delivery of such power, and the City shall not be liable to any customer or applicant for power in the event it is delayed in, or is prevented from furnishing the power by its failure to secure and retain such rights-of-way, rights, privileges, franchise, and permits.

TYPE OF SERVICE

The City will furnish 60 Hertz service through one meter, at one delivery point, at one of the following approximate voltages where available:

Single-phase, 120/240 volts; or
3 phase, 208Y/120 volts, 480Y/277 volts; or
3 phase, 3 wire, 240, 480 volts, or
3 phase voltages other than the foregoing, but only at the City's option, and provided that the size of the Customer's contract warrants a substation solely to serve that Customer, and further provided that the Customer furnish suitable outdoor space on the premises to accommodate a ground-type transformer installation, or substation, or a transformer vault built in accordance with the City's specifications.

LARGE INDUSTRIAL SERVICE (Continued)

The type of service supplied will depend upon the voltage available. Prospective customers should ascertain the available voltage by inquiry at the office of the City before purchasing equipment.

Motors of less than 5 HP may be single-phase. All motors of more than 5 HP must be equipped with starting compensators and all motors of more than 25 HP must be of the slip ring type except that the City reserves the right, when in its opinion the installation would not be detrimental to the service of the City, to permit other types of motors.

MONTHLY RATE:

Basic Facilities Charge	\$73.19
Demand Charges:	
First 30 kW of billing demand	no charge
All over 30 kW of billing demand	\$10.65
Energy Charges:	
For the first 100 kWh per kW of billing demand	\$ 0.0825 per kWh
For the next 200 kWh per kW of billing demand	\$ 0.0745 per kWh
For all over 300 kWh per kW of billing demand	\$ 0.0651 per kWh

APPROVED FUEL CHARGE

The City's approved fuel charge over or under the Rates set forth above, if any, will apply to all service supplied under this Schedule.

DEFINITION OF "MONTH"

The term "month" as used in the Schedule means the period intervening between meter readings for the purposes of monthly billing, such readings being taken once a month.

DETERMINATION OF BILLING DEMAND

The demand for billing purposes each month shall be the greater of: (a) the maximum integrated thirty-minute demand in the current month, (b) 50% of the customer's contract demand, or (c) 30 kilowatts.

LARGE INDUSTRIAL SERVICE (Continued)*DETERMINATION OF ENERGY*

The kWh of energy shall be the difference between the current month's watt-hour meter reading and the previous month's watt-hour meter reading.

MINIMUM BILL

The minimum bill shall be one of the following at the City's option:

- (a) \$1.56 per kW per month of contract demand. The City will choose this option when a demand meter is to be installed and when its standard long form contract is used. If the Customer's measured demand exceeds the contract demand, the City may, at any time, establish the minimum as covered in (b) below.
- (b) \$1.56 per kW per month of the maximum integrated demand in the current month. The City will choose this option when a demand meter is to be installed and when its standard long form contract will not be used.
- (c) Not less than \$73.19.

POWER FACTOR CORRECTION

When the average monthly power factor of the Customer's power requirements is less than 85 percent, the City may correct the integrated demand in kilowatts for that month by multiplying by 85 percent and dividing by the average power factor in percent for that month.

DISCONNECTION POLICY

The City will charge a disconnection fee of \$50.00 if service is not paid in full by 5:00 pm on the 25th of the month. An additional fee of \$25.00 will be charged to all customers who request service to be reconnected after 5:00 pm or on weekends or municipal holidays.

SALES TAX

Any applicable North Carolina state or local sales tax will be added to the customer's total charges for the month, determined in accordance with the above electrical rates.

LARGE INDUSTRIAL SERVICE (Continued)*PAYMENT*

Bills under this Schedule are due and payable on the date of the bill at the office of the City.

CONTRACT PERIOD

Each customer shall enter into a contract to purchase electricity from the City for a minimum original term of one (1) year, and thereafter from year to year upon the condition that either party can terminate the contract at the end of the original term, or at any time thereafter, by giving at least sixty (60) days previous notice of such termination in writing; but the City may require a contract for a longer original term of years where the requirement is justified by the circumstances.

Effective July 1, 2024, superseding all previous rates.

**CITY OF CHERRYVILLE
SCHEDULE 14
VERY LARGE INDUSTRIAL SERVICE (OVER 1,000 kW)
I40**

AVAILABILITY

Available only to establishments classified as "Manufacturing Industries" by the Standard Industrial Classification Manual, 1957 or later revision, published by the Bureau of the Budget, United States Government, and where more than 50% of the electric consumption of such establishment is used for its manufacturing processes and whose total monthly demand is 1,000 kW or greater in any three months of the preceding twelve months.

Service under this Schedule shall be used solely by the contracting customer in a single enterprise, located entirely on a single contiguous premises.

This Schedule is not available for auxiliary or breakdown service and power delivered hereunder shall not be used for resale or exchange or in parallel with other electric power, or as a substitute for power contracted for or which may be contracted for or which may be contracted for under any other schedule of the City, except at the option of the City, under special terms and conditions expressed in writing in the contract with the Customer.

The obligations of the City in regard to supplying power are dependent upon its securing and retaining all necessary rights-of-way, privileges, franchises and permits, for the delivery of such power, and the City shall not be liable to any customer or applicant for power in the event it is delayed in, or is prevented from furnishing the power by its failure to secure and retain such rights-of-way, rights, privileges, franchises and permits.

TYPE OF SERVICE

The City will furnish 60 Hertz service through one meter, at one delivery point, at one of the following approximate voltages where available:

Single-phase, 120/240 volts; or

3 phase, 208Y/120 volts, 480Y/277 volts; or

3 phase, 3 wire, 240, 480 volts, or

3 phase voltages other than the foregoing, but only at the City's option, and provided that the size of the Customer's contract warrants a substation solely to serve that Customer, and further provided that the Customer furnish suitable outdoor space on the premises to accommodate a ground-type transformer installation, or substation, or a transformer vault built in accordance with the City's specifications.

VERY LARGE INDUSTRIAL SERVICE (Continued)

The type of service supplied will depend upon the voltage available. Prospective customers should ascertain the available voltage by inquiry at the office of the City before purchasing equipment.

Motors of less than 5 HP may be single-phase. All motors of more than 5 HP must be equipped with starting compensators and all motors of more than 25 HP must be of the slip ring type except that the City reserves the right, when in its opinion the installation would not be detrimental to the service of the City, to permit other types of motors.

MONTHLY RATE:

Basic Facilities Charge	\$73.42
Demand Charges:	
First 30 kW of billing demand	no charge
All over 30 kW of billing demand	\$11.98
Energy Charges:	
For the first 100 kWh per kW of billing demand	\$ 0.0745 per kWh
For the next 200 kWh per kW of billing demand	\$ 0.0692 per kWh
For all over 300 kWh per kW of billing demand	\$ 0.0631 per kWh

APPROVED FUEL CHARGE

The City's approved fuel charge over or under the Rates set forth above, if any, will apply to all service supplied under this Schedule.

DEFINITION OF "MONTH"

The term "month" as used in the Schedule means the period intervening between meter readings for the purposes of monthly billing, such readings being taken once a month.

DETERMINATION OF BILLING DEMAND

The demand for billing purposes each month shall be the greater of: (a) the maximum integrated thirty-minute demand in the current month, (b) 50% of the customer's contract demand, or (c) 30 kilowatts.

VERY LARGE INDUSTRIAL SERVICE (Continued)*DETERMINATION OF ENERGY*

The kWh of energy shall be the difference between the current month's watt-hour meter reading and the previous month's watt-hour meter reading.

MINIMUM BILL

The minimum bill shall be one of the following at the City's option:

(a) \$1.56 per kW per month of contract demand. The City will choose this option when a demand meter is to be installed and when its standard long form contract is used. If the Customer's measured demand exceeds the contract demand, the City may, at any time, establish the minimum as covered in (b) below.

(b) \$1.56 per kW per month of the maximum integrated demand in the current month. The City will choose this option when a demand meter is to be installed and when its standard long form contract will not be used.

(c) Not less than \$73.42.

POWER FACTOR CORRECTION

When the average monthly power factor of the Customer's power requirements is less than 85 percent, the City may correct the integrated demand in kilowatts for that month by multiplying by 85 percent and dividing by the average power factor in percent for that month.

DISCONNECTION POLICY

The City will charge a disconnection fee of \$50.00 if service is not paid in full by 5:00 pm on the 25th of the month. An additional fee of \$25.00 will be charged to all customers who request service to be reconnected after 5:00 pm or on weekends or municipal holidays.

SALES TAX

Any applicable North Carolina state or local sales tax will be added to the customer's total Charges for the month, determined in accordance with the above electrical rates.

VERY LARGE INDUSTRIAL SERVICE (Continued)*PAYMENT*

Bills under this Schedule are due and payable on the date of the bill at the office of the City.

CONTRACT PERIOD

Each customer shall enter into a contract to purchase electricity from the City for a minimum original term of one (1) year, and thereafter from year to year upon the condition that either party can terminate the contract at the end of the original term, or at any time thereafter, by giving at least sixty (60) days previous notice of such termination in writing; but the City may require a contract for a longer original term of years where the requirement is justified by the circumstances.

Effective July 1, 2024, superseding all previous rates.

**CITY OF CHERRYVILLE
SCHEDULE A1
OUTDOOR LIGHTING SERVICE**

AVAILABILITY

This schedule is available to individual customers at locations on the City's distribution system for lighting of outdoor areas.

BRACKET MOUNTED LUMINARIES

All-night outdoor lighting service using overhead conductors and City's standard package equipment mounted on 30 - foot, class 7, wooden poles:

MONTHLY RATE:

<u>In Lumens</u>	<u>Lamp Rating kWh per Mo.</u>	<u>Code</u>	<u>Type of Luminary</u>	<u>Rate per Luminary per Month</u>
7,500	75	A01	Mercury Vapor	\$10.38
7,500	75	A05	Mercury Vapor - 4 way share	\$ 2.59
7,500	75	A04	Mercury Vapor - 3 way share	\$ 3.45
7,500	75	A03	Mercury Vapor - 2 way share	\$ 5.18
20,000	400	A02	Mercury Vapor	\$15.75
13,000	100	A06	High Pressure Sodium	\$12.38
13,000	75	A08	High Pressure – 2 way share	\$ 6.19
27,500	250	A07	High Pressure Sodium	\$17.43
	250	A12	Floodlight	\$20.82
	400	A13	Floodlight	\$23.43
		A25	Decorative Lights	\$43.35

Service using overhead conductors is not available in any area designated by the City as underground distribution area, nor in any area, location, or premises being served from an underground service.

PAYMENT

Bills under this Schedule are due and payable on the date of the bill at the office of the City.

OUTDOOR LIGHTING SERVICE (Continued)*SALES TAX*

Any applicable North Carolina state or local sales tax will be added to the customer's total charges for the month, determined in accordance with the above electrical rates.

APPROVED FUEL CHARGE

The City's approved fuel charge over or under the Rates set forth above, is any, will apply to all service supplied under this Schedule.

EXPLANATORY NOTES

- (1) Lamps will burn from approximately one half-hour after sunset until approximately one half-hour before sunrise. The City will replace burned-out lamps and otherwise maintain the luminaries during regular daytime working hours as soon as practicable following notification by the Customer of the necessity.
- (2) Luminaries will be installed only on City-owned poles or structures. All facilities necessary for service under this Schedule, including fixtures, lamps, controls, poles, or other structures, hardware, transformers, conductors, and other appurtenances shall be owned and maintained by the City.
- (3) Equipment (such as disconnecting switches) other than that supplied by the City as standard is not available under this Schedule, and shall not be installed by the Customer.
- (4) This Schedule is not available for seasonal or other part-time operation of outdoor luminaries.
- (5) Luminaries and lamps shall be the City's standard equipment in all installations.
- (6) Location of the luminary or luminaries shall be designated by the Customer, but the location must be within the distance which can be reached by a secondary extension from the City's nearest distribution facilities.
- (7) "Suburban" Luminaries are defined as those having EEI-NEMA Standard heads, vertical burning lamps, and open refractors. Polycarbonate or other vandal resistant refractors may be substituted at the City's option. "Urban" Luminaries are of a design in which the closed refractor is an integral part and the lamp may be either vertical or horizontal burning.

OUTDOOR LIGHTING SERVICE (Continued)*CONTRACT PERIOD*

The original term of any contract may be from a minimum of one year to a maximum of 15 years. Contracts will continue after the original term until terminated by either party on thirty days written notice, and the City may require a deposit not to exceed one-half of the revenue for the term of the contract, such deposit to be returned at the end of the contract period, provided the Customer has met all of the terms of the contract. Minimum term of contract for specific situations shall be as follows:

- (a) One year for all luminaries designated as standard by the City, bracket mounted on standard wood poles served by overhead conductors.
- (b) Five years for all luminaries served by underground conductors.
- (c) Ten years for all luminaries designated as non-standard by the City, and all standard luminaries mounted on supports other than standard wood poles.
- (d) Fifteen years for all luminaries or supports designated by the City as decorative or other unusual design.

Effective July 1, 2024, superseding all previous rates.

**CITY OF CHERRYVILLE
SCHEDULE IOP
INDUSTRIAL ON-PEAK RATE
I80 & I81**

AVAILABILITY

This rate is available only to establishments classified as “Manufacturing Industries” by the Standard Industrial Classification Manual, 1957 or later version, published by the Bureau of Budget, United States Government, and where more than 50% of the electric consumption of such establishment is used for its manufacturing processes whose monthly demand exceeds 500 kW in any three months of the preceding twelve months industrial customers and which began receiving service from the City prior to July 1, 1998.

Service under this Schedule shall be used solely by the contracting customer in a single enterprise, located entirely on a single contiguous site or premises.

This Schedule is not available for auxiliary or breakdown service and power delivered hereunder shall not be used for resale or exchange or in parallel with other electric power, or as a substitute for power contracted for or which may be contracted for under any other schedule of the City, except at the option of the City, under special terms and conditions expressed in writing in the contract with the Customer.

The obligations of the City in regard to supplying power are dependent upon its securing and retaining all necessary rights-of-way, privileges, franchises, and permits for the delivery of such power, and the City shall not be liable to any customer or applicant for power in the event the City is delayed in, or is prevented from furnishing the power by its failure to secure and retain such rights-of-way, rights, privileges, franchises, and/or permits.

TYPE OF SERVICE

The City will furnish 60-Hertz service through one meter, at one delivery point, at one of the following approximate voltages where available:

- Single-phase, 120/240 volts; or
- 3 phase, 208Y/120 volts, 480Y/277 volts; or
- 3 phase, 3 wire, 240, 480, 575, or 2400 volts, or
- 3 phase 4160Y/2400, 12470Y/7200, or
- 3 phase voltages other than the foregoing, but only at the City’s option, and provided that the size of the Customer’s load and the duration of the Customer’s contract warrants a substation solely to serve that Customer, and further provided that the Customer furnish suitable outdoor space on the premises to accommodate a ground-type transformer installation, or substation, or a transformer vault built in accordance with the City’s specifications.

The type of service supplied will depend upon the voltage available at or near the Customer’s location. Prospective customers should ascertain the available voltage by inquiry at the office of the City before purchasing equipment.

INDUSTRIAL ON-PEAK RATE (Continued)

Motors of less than 5 HP may be single-phase. All motors of more than 5 HP must be equipped with starting compensators and all motors of more than 25 HP must be of the slip ring type except that the City reserves the right, when in its opinion the installation would not be detrimental to the service of the City, to permit other types of motors.

MONTHLY RATE

A. Basic Facilities Charge	\$123.22
B. Demand Charge:	
Monthly Billing Demand	
Summer (June–Sept.)	\$ 20.52 per kW
Winter (Oct.–May)	\$ 5.44 per kW
Excess Demand (all months)	\$ 3.62 per kW
C. Energy Charges	
Summer (June–Sept.)	\$ 0.07852 per kWh
Winter (Oct.–May)	\$ 0.07795 per kWh

DEFINITION OF “MONTH”

The term “month” as used in the Schedule means the period intervening between meter readings for the purposes of monthly billing, such readings being taken once a month.

DETERMINATION OF BILLING DEMAND**Billing Demand:**

Billing Demand shall be the average of the integrated clock hour kW demands measured during the hours of the On-Peak Period on the day identified as the Peak Management Day used by the North Carolina Municipal Power Agency Number 1 (NCMPA1) for wholesale billing purposes during the corresponding month of Customer's billing.

On-Peak Periods:

On-peak periods are non-holiday weekdays during the following times:

June-September	2pm – 6pm
December-February	7am – 9am
All other months	7am – 9am and 2pm – 6pm

INDUSTRIAL ON-PEAK RATE (Continued)**Holidays:**

The following days of each calendar year are considered holidays: New Year's Day, Good Friday, Memorial Day, Independence Day, Labor Day, Thanksgiving Day, the Friday following Thanksgiving Day, and Christmas Day. In the event that any of the foregoing Holidays falls on a Saturday, the preceding Friday shall be deemed to be the Holiday. In the event any of the foregoing Holidays falls on a Sunday, the following Monday shall be deemed to be the Holiday.

Peak Management Days:

Peak Management Days are the days on which NCMPA1 notifies its Participants to activate their peak management programs during On-Peak periods. The Peak Management Day used to establish the city's wholesale billing demand is the one Peak Management Day during the month on which NCMPA1 experienced the greatest average load (determined as the average of NCMPA1's integrated hourly loads during the hours of the On-Peak Period).

EXCESS DEMAND

Excess demand shall be the difference between the maximum integrated clock hour kW demand recorded during the current billing month and the Billing Demand for the same billing month.

NOTIFICATION BY CITY

The City will use diligent efforts to provide advance notice to the Customer of Peak Management Days if requested. However, the City does not guarantee that advance notice will be provided. Notification by the City will be provided to the Customer by direct telephone communications or automatic signal, as mutually agreed. The Customer will hold the City harmless in connection with its response to notification.

DETERMINATION OF ENERGY

The kWh of energy shall be the sum of all energy used during the current billing month as indicated by watt-hour meter readings.

POWER FACTOR CORRECTION

When the average monthly power factor of the Customer's power requirements is less than 90 percent, the City may correct the integrated demand in kilowatts for that month by multiplying by 90 percent and dividing by the average power factor in percent for that month.

INDUSTRIAL ON-PEAK RATE (Continued)**CONTRACT PERIOD**

Each customer shall enter into a contract to purchase electricity from the City for a minimum original term of one (1) year, and thereafter from year to year upon the condition that either party can terminate the contract at the end of the original term, or at any time thereafter, by giving at least sixty (60) days prior notice of such termination in writing; but the City may require a contract for a longer original term of years where the requirement is justified by the circumstances.

SALES TAX

Applicable North Carolina sales tax shall be added to the customer's total charges for each month, determined in accordance with the above electric rates.

Effective July 1, 2024, superseding all previous rates.

(NOTE: Rate Change 11/01/2020 and 5/01/2020)
CITY OF CHERRYVILLE
SCHEDULE CP-98-2
COINCIDENT PEAK RATE – 98 – 2
G80 & G81
(Closed to new customers as of July 1, 2014)

AVAILABILITY

Available only to new commercial or industrial loads which began receiving service between July 1, 1998 and June 30, 2014. The demand of the new load must equal or exceed 500 kW but be less than 3,000 kW during at least three months of a twelve-month period.

Service under this Schedule shall be used solely by the contracting customer in a single enterprise, located entirely on a single contiguous site or premises.

This Schedule is not available for auxiliary or breakdown service and power delivered hereunder shall not be used for resale or exchange or in parallel with other electric power, or as a substitute for power contracted for or which may be contracted for under any other schedule of the City, except at the option of the City, under special terms and conditions expressed in writing in the contract with the Customer.

The obligations of the City in regard to supplying power are dependent upon its securing and retaining all necessary rights-of-way, privileges, franchises, and permits for the delivery of such power, and the City shall not be liable to any customer or applicant for power in the event the City is delayed in, or is prevented from furnishing the power by its failure to secure and retain such rights-of-way, rights, privileges, franchises, and/or permits.

TYPE OF SERVICE

The City will furnish 60-Hertz service through one meter, at one delivery point, at one of the following approximate voltages where available:

Single-phase, 120/240 volts; or

3 phase, 208Y/120 volts, 480Y/277 volts; or

3 phase, 3 wire, 240, 480, 575, or 2400 volts, or

3 phase 4160Y/2400, 12470Y/7200, or

3 phase voltages other than the foregoing, but only at the City's option, and provided that the size of the Customer's load and the duration of the Customer's contract warrants a substation solely to serve that Customer, and further provided that the Customer furnish suitable outdoor space on the premises to accommodate a ground-type transformer installation, or substation, or a transformer vault built in accordance with the City's specifications.

The type of service supplied will depend upon the voltage available at or near the Customer's location. Prospective customers should ascertain the available voltage by inquiry at the office of the City before purchasing equipment.

COINCIDENT PEAK RATE CP-98-2 (Continued)

Motors of less than 5 HP may be single-phase. All motors of more than 5 HP must be equipped with starting compensators and all motors of more than 25 HP must be of the slip ring type except that the City reserves the right, when in its opinion the installation would not be detrimental to the service of the City, to permit other types of motors.

MONTHLY RATE

A. Basic Facilities Charge		\$323.48
B. Demand Charge:		
Monthly Billing Demand		
Summer (June–Sept.)		\$ 22.15 per kW
Winter (Oct.–May)		\$ 3.80 per kW
Excess Demand (all months)		\$ 1.89 per kW
C. Energy Charges		
Summer (June–Sept.)	On-Peak	\$ 0.06261 per kWh
	Off-Peak	\$ 0.04618 per kWh
Winter (Oct.–May)	On-Peak	\$ 0.05721 per kWh
	Off-Peak	\$ 0.04328 per kWh

DEFINITION OF “MONTH”

The term “month” as used in the Schedule means the period intervening between meter readings for the purposes of monthly billing, such readings being taken once a month.

DETERMINATION OF BILLING DEMAND**Billing Demand:**

Billing Demand shall be the average of the integrated clock hour kW demands measured during the hours of the On-Peak Period on the day identified as the Peak Management Day used by the North Carolina Municipal Power Agency Number 1 (NCMPA1) for wholesale billing purposes during the corresponding month of Customer's billing.

On-Peak Periods:

On-peak periods are non-holiday weekdays during the following times:

June-September	2pm – 6pm
December-February	7am – 9am
All other months	7am – 9am and 2pm – 6pm

COINCIDENT PEAK RATE CP-98-2 (Continued)**Holidays:**

The following days of each calendar year are considered holidays: New Year's Day, Good Friday, Memorial Day, Independence Day, Labor Day, Thanksgiving Day, the Friday following Thanksgiving

Day, and Christmas Day. In the event that any of the foregoing Holidays falls on a Saturday, the preceding Friday shall be deemed to be the Holiday. In the event any of the foregoing Holidays falls on a Sunday, the following Monday shall be deemed to be the Holiday.

Peak Management Days:

Peak Management Days are the days on which NCMPA1 notifies its Participants to activate their peak management programs during On-Peak periods. The Peak Management Day used to establish the city's wholesale billing demand is the one Peak Management Day during the month on which NCMPA1 experienced the greatest average load (determined as the average of NCMPA1's integrated hourly loads during the hours of the On-Peak Period).

EXCESS DEMAND

Excess demand shall be the difference between the maximum integrated clock hour kW demand recorded during the current billing month and the Billing Demand for the same billing month.

NOTIFICATION BY CITY

The City will use diligent efforts to provide advance notice to the Customer of Peak Management Days if requested. However, the City does not guarantee that advance notice will be provided. Notification by the City will be provided to the Customer by direct telephone communications or automatic signal, as mutually agreed. The Customer will hold the City harmless in connection with its response to notification.

DETERMINATION OF ENERGY

The kWh of energy shall be the sum of all energy used during the current billing month as indicated by watt-hour meter readings.

ON-PEAK ENERGY

For billing purposes in any month, On-Peak Energy, in kWh, shall be the metered energy during the On-Peak Energy Period, whereby the On-Peak Energy Period is defined as non-holiday weekdays from 7:00 AM to 11:00 PM.

OFF-PEAK ENERGY

For billing purposes in any month, Off-Peak Energy, in kWh, shall be the metered total monthly energy less the amount of energy billed in that month under On-Peak Energy.

COINCIDENT PEAK RATE CP-98-2 (Continued)

POWER FACTOR CORRECTION

When the average monthly power factor of the Customer's power requirements is less than 90 percent, the City may correct the integrated demand in kilowatts for that month by multiplying by 90 percent and dividing by the average power factor in percent for that month.

CONTRACT PERIOD

Each customer shall enter into a contract to purchase electricity from the City for a minimum original term of one (1) year, and thereafter from year to year upon the condition that either party can terminate the contract at the end of the original term, or at any time thereafter, by giving at least sixty (60) days prior notice of such termination in writing; but the City may require a contract for a longer original term of years where the requirement is justified by the circumstances.

SALES TAX

North Carolina sales tax of 7% shall be added to the customer's total charges for each month, determined in accordance with the above electric rates.

Effective July 1, 2024, superseding all previous rates.

**CITY OF CHERRYVILLE
ON PEAK RATE OP-12-1
ELECTRIC RATE SCHEDULE OP-12-1
OP12ON, OP12OF & OP12XD**

AVAILABILITY

Available only to new commercial or industrial loads which begin receiving service after October 1, 2012. The demand of the new load must equal or exceed 75 kW but be less than 500 kW during at least three months of a twelve-month period.

Service under this Schedule shall be used solely by the contracting customer in a single enterprise, located entirely on a single contiguous site or premises.

This Schedule is not available for auxiliary or breakdown service and power delivered hereunder shall not be used for resale or exchange or in parallel with other electric power, or as a substitute for power contracted for or which may be contracted for under any other schedule of the City, except at the option of the City, under special terms and conditions expressed in writing in the contract with the Customer.

The obligations of the City in regard to supplying power are dependent upon its securing and retaining all necessary rights-of-way, privileges, franchises, and permits for the delivery of such power, and the City shall not be liable to any customer or applicant for power in the event the City is delayed in, or is prevented from furnishing the power by its failure to secure and retain such rights-of-way, rights, privileges, franchises, and/or permits.

TYPE OF SERVICE

The City will furnish 60-Hertz service through one meter, at one delivery point, at one of the following approximate voltages where available:

Single-phase, 120/240 volts; or

3 phase, 208Y/120 volts, 480Y/277 volts; or

3 phase, 3 wire, 240, 480, 575, or 2400 volts, or

3 phase 4160Y/2400, 12470Y/7200, or

3 phase voltages other than the foregoing, but only at the City's option, and provided that the size of the Customer's load and the duration of the Customer's contract warrants a

substation solely to serve that Customer, and further provided that the Customer furnish suitable outdoor space on the premises to accommodate a ground-type transformer installation, or substation, or a transformer vault built in accordance with the City's specifications.

The type of service supplied will depend upon the voltage available at or near the Customer's location. Prospective customers should ascertain the available voltage by inquiry at the office of the City before purchasing equipment.

Motors of less than 5 HP may be single-phase. All motors of more than 5 HP must be equipped with starting compensators and all motors of more than 25 HP must be of the slip ring type except that the City reserves the right, when in its opinion the installation would not be detrimental to the service of the City, to permit other types of motors.

MONTHLY RATE

A. Basic Facilities Charge	\$103.36
B. Demand Charge:	
Monthly Billing Demand	
Summer (June–Sept.)	\$ 23.29 per kW
Winter (Oct.–May)	\$ 4.67 per kW
Excess Demand (all months)	\$ 1.90 per kW
C. Energy Charges	
Summer (June-Sept.)	
On-Peak	\$ 0.07283 per kWh
Off-Peak	\$ 0.05095 per kWh
Winter (Oct.-May)	
On-Peak	\$ 0.06346per kWh
Off-Peak	\$ 0.04589 per kWh

DEFINITION OF “MONTH”

The term “month” as used in the Schedule means the period intervening between meter readings for the purposes of monthly billing, such readings being taken once a month.

DETERMINATION OF BILLING DEMAND

Billing Demand:

Billing Demand shall be the average of the integrated clock hour kW demands measured during the hours of the On-Peak Period on the day identified as the Peak Management Day used by the North Carolina Municipal Power Agency Number 1 (NCMPA1) for wholesale billing purposes during the corresponding month of Customer's billing.

On-Peak Periods:

On-peak periods are non-holiday weekdays during the following times:

June-September	2pm – 6pm
December-February	7am – 9am
All other months	7am – 9am and 2pm – 6pm

Holidays:

The following days of each calendar year are considered holidays: New Year’s Day, Good Friday, Memorial Day, Independence Day, Labor Day, Thanksgiving Day, the Friday following Thanksgiving Day, and Christmas Day. In the event that any of the foregoing Holidays falls on a Saturday, the preceding Friday shall be deemed to be the Holiday. In the event any of the foregoing Holidays falls on a Sunday, the following Monday shall be deemed to be the Holiday.

Peak Management Days:

Peak Management Days are the days on which NCMPA1 notifies its Participants to activate their peak management programs during On-Peak periods. The Peak Management Day used to establish the city’s wholesale billing demand is the one Peak Management Day during the month on which NCMPA1 experienced the greatest average load (determined as the average of NCMPA1’s integrated hourly loads during the hours of the On-Peak Period).

EXCESS DEMAND

Excess demand shall be the difference between the maximum integrated clock hour kW demand recorded during the current billing month and the Billing Demand for the same billing month.

NOTIFICATION BY CITY

The City will use diligent efforts to provide advance notice to the Customer of Peak Management Days if requested. However, the City does not guarantee that advance notice will be provided. Notification by the City will be provided to the Customer by direct telephone communications or automatic signal, as mutually agreed. The Customer will hold the City harmless in connection with its response to notification.

DETERMINATION OF ENERGY

The kWh of energy shall be the sum of all energy used during the current billing month as indicated by watt-hour meter readings.

ON-PEAK ENERGY:

For billing purposes in any month, On-Peak Energy, in kWh, shall be the metered energy during the On-Peak Energy Period, whereby the On-Peak Energy Period is defined as non-holiday weekdays from 7:00 AM to 11:00 PM.

OFF-PEAK ENERGY

For billing purposes in any month, Off-Peak Energy, in kWh, shall be the metered total monthly energy less the amount of energy billed in that month under On-Peak Energy.

POWER FACTOR CORRECTION

When the average monthly power factor of the Customer's power requirements is less than 90 percent, the City may correct the integrated demand in kilowatts for that month by multiplying by 90 percent and dividing by the average power factor in percent for that month.

CONTRACT PERIOD

Each customer shall enter into a contract to purchase electricity from the City for a minimum original term of one (1) year, and thereafter from year to year upon the condition that either party can terminate the contract at the end of the original term, or at any time thereafter, by giving at least sixty (60) days prior notice of such termination in writing; but the City may require a contract for a longer original term of years where the requirement is justified by the circumstances.

SALES TAX

North Carolina sales tax of 7% shall be added to the customer's total charges for each month, determined in accordance with the above electric rates.

Effective July 1, 2024, superseding all previous rates.

**CITY OF CHERRYVILLE
ECONOMIC DEVELOPMENT RIDER NO. 1**

AVAILABILITY

This Rider is available only to new commercial or industrial customers which enter into a service agreement with the City for permanent electrical service and which begin receiving such service after June 1, 2005. This rider is available in conjunction with service under any of the City's commercial or industrial rate schedules. The demand of the new load must equal or exceed 100 kW during at least three months of a twelve month period.

Any Customer desiring to receive service under this rider shall provide written notification to the City of such desire. Such notice shall provide the City with information concerning the load to be served and the Customer's facilities and shall provide the basis of the City representation that the characteristics of the load will meet the minimum eligibility requirements of the electric rate schedule to which this rider applies.

All terms and conditions of the applicable electric rate schedule, whichever is applicable to this Customer, shall apply to service supplied to the Customer except as modified by this Rider.

MONTHLY CREDIT

The Customer will receive a Monthly Credit on the bill calculated on the then-effective electric rate, whichever is applicable to the Customer. The schedule of Monthly Credits will be calculated as described below under the heading "Application of Credit".

APPLICATION OF CREDIT

Beginning with the date on which service under the then-effective electric rate is to commence for the eligible load, a Monthly Credit based on the following schedule will be applied to the total bill, including the Basic Facilities Charge, Demand Charges, Energy Charges, or Minimum Bill, excluding other applicable riders and special charges, if any.

PERIOD	DISCOUNT
Months 1-12	20%
Months 13-24	15%
Months 25-36	10%
Months 37-48	5%
After Month 48	0%

ECONOMIC DEVELOPMENT RIDER NO. 1 (Continued)

CONTRACT PERIOD

Customers receiving service under this rider will be subject to a seven-year contract period.

ADOPTED

This rider was adopted by the Cherryville City Council, City of Cherryville, on May 23, 2005. The rider shall be effective for qualifying customers receiving permanent electrical service after June 1, 2005.

City of Cherryville
Electric Rate Rider REPS
Renewable Energy Portfolio Standards (REPS) Charge

Applicability

The Renewable Energy Portfolio Standards Charge set forth in this Rider is applicable to all customer accounts receiving electric service from the City of Cherryville (“City”), except as provided below. These charges are collected for the expressed purpose of enabling the City to meet its Renewable Energy Portfolio Standards compliance obligations as required by the North Carolina General Assembly in its Senate Bill 3 ratified on August 2, 2007.

Billing

Monthly electric charges for each customer account computed under the City’s applicable electric rate schedule will be increased by an amount determined by the table below:

<u>Customer Type</u>	<u>Monthly Charges</u>		
	<u>Renewable Resources</u>	<u>DSM/Energy Efficiency</u>	<u>Total REPS Charge</u>
Residential Account	\$ 0.82	\$ 0.00	\$ 0.82
Commercial Account	\$ 4.47	\$ 0.00	\$ 4.47
Industrial Account	\$46.08	\$ 0.00	\$46.08

Exceptions

Industrial and Commercial Customer Opt-out

All industrial customers, regardless of size, and large commercial customers with usage greater than one million kWh’s per year can elect not to participate in City’s demand-side management and energy efficiency measures in favor of its own implemented demand-side management and energy efficiency measures by giving appropriate written notice to the City. In the event such customers “opt-out”, they are not subject to the DSM/Energy Efficiency portion of the charges above. All customers are subject to the Renewable Resources portion of the charges above.

Auxiliary Service Accounts

The following service schedules will not be considered accounts because of the low energy use associated with them and the near certainty that customers served under these schedules already will pay a per account charge under another residential, commercial or industrial service schedule:

- Schedule A1 – Outdoor Lighting Service (metered and unmetered)
- Schedule A1 – Street and Public Lighting Service
- Schedule A1– Traffic Signal Service
- Etc.

Sales Tax

Applicable North Carolina sales tax will be added to charges under this Rider.

Effective for service rendered after July 1, 2024.

Adopted 6/10/2024.



City of Cherryville 2024 - 2025

WATER RATES:

Effective July 2024 Billing, superseding all previous rate schedules,

Inside City Limits – Residential/Residential Irrigation

First 1000 gallons or less -----\$17.00

All over 1000 gallons @ 6.50 per thousand

Outside city limits Residential shall be two times the inside Residential rates.

Inside City Limits – Commercial & Industrial/Commercial & Industrial Irrigation

First 1000 gallons or less -----\$21.00

All over 1000 @ 6.50 per thousand gallons

Commercial & Industrial and Irrigation outside City limits shall be two times the inside Commercial & Industrial rates.



**City of Cherryville
2024 – 2025**

SEWER RATES:

Effective July 2024 Billing, superseding all previous rate schedules.

Residential

First 1000 gallons water used -----\$17.00
All over 1000@ 6.50 per thousand gallons water used
Outside Residential rates shall be two times the inside Residential rates.

Commercial & Industrial

First 1000 gallons water used -----\$21.00
All over 1000 @ 6.50 per thousand gallons
Outside Commercial & Industrial shall be two times the inside Commercial
& Industrial rates.



City of Cherryville 2024 – 2025

Water Meters:

Effective July 2024 Billing, superseding all previous rate schedules.

¾” meter	\$250.00	No Change
1” meter	\$400.00	No Change

Tap Fees:

Effective July 2024 Billing, superseding all previous rate schedules.

¾” water	\$1100.00*	No Change
1” water	\$1200.00*	No Change
All over 1”	Actual cost including labor plus 50%	
4” sewer	\$1300.00*	No Change
6” sewer	\$1800.00*	No Change

*2X for outside customers

Any boring or cutting involved in making taps	\$300.00
Any broken cut off valves or broken meters	Cost of New Meter